



#### FEATURES

WALL LIGHT WITH ROBUST FIXED TUBULAR ARM.

#### MATERIAL

STEEL

#### FINISH

BRUSHED NICKEL (BN)

#### RECOMMENDED LAMP

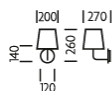
1 X E27 7W LED 2700K

#### CERTIFICATIONS

CE UKCA UL IP20

studio

#### DIMENSIONS



## FULL TECHNICAL SPECIFICATION

MATERIAL	STEEL	INSULATION RATING	CLASS I
FINISH	BRUSHED NICKEL (BN)	IP RATING	IP20
LAMPHOLDER TYPE	E27	PROJECTION	270MM
RECOMMENDED LAMP	1 X E27 7W LED 2700K	BACKPLATE DIMENSIONS	120MM DIAMETER
MAX WATTAGE (RETROFIT)	30W	NET PRODUCT WEIGHT	0.5KG
CE	YES	OVERALL HEIGHT WITH SHADE AS SHOWN	260MM
UKCA	YES	OVERALL HEIGHT WITHOUT SHADE	140MM
UL	YES	OVERALL WIDTH WITH SHADE AS SHOWN	200MM
DIMMABLE AS STANDARD?	YES	OVERALL WIDTH WITHOUT SHADE	120MM
DIMMING TYPE	PHASE		

### FOR MORE INFORMATION ABOUT THIS PRODUCT:

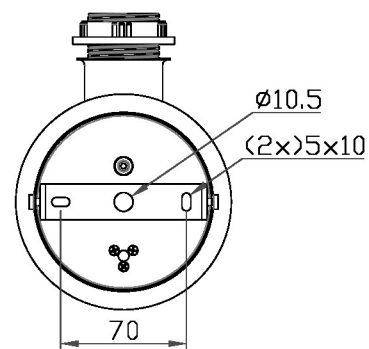
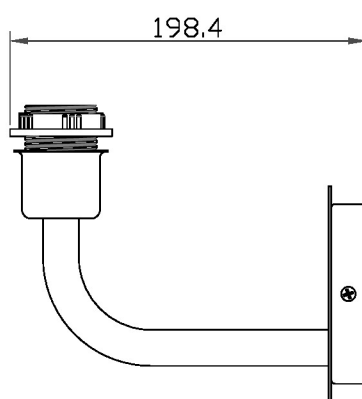
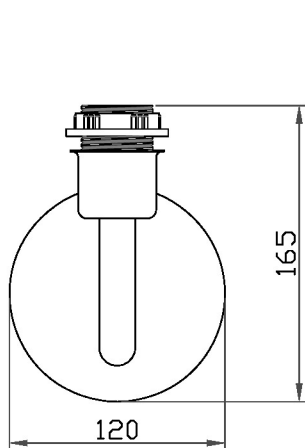
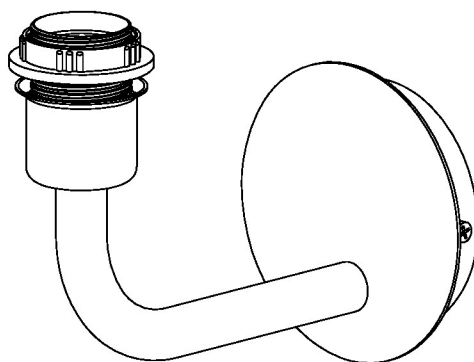
Email: [sales@chelsom.co.uk](mailto:sales@chelsom.co.uk) | Call: +44 (0)1253 831400

Chelsom Limited, Heritage House, Clifton Road, Blackpool, Lancashire FY4 4QA, United Kingdom

[wordpress-700079-2614039.cloudwaysapps.com](https://wordpress-700079-2614039.cloudwaysapps.com)

# — CHELSOM —

EST. 1947



# — CHELSOM —

EST. 1947

FOLLOW THE NUMBERED ASSEMBLY SEQUENCE

