



FEATURES

THE CYLINDRICAL HEAD HAS DETAILED KNURLING AND A BLACK ON/OFF PUSH SWITCH. THERE IS A DISCREET ROUND BACKPLATE WITH CONCEALED FIXINGS FOR REMOTE DRIVER LOCATION. PRICE INCLUDES REMOTE DRIVER.

MATERIAL

STEEL

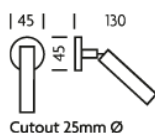
FINISH

GOLDEN BRONZE (GB)

CERTIFICATIONS

CE UK CA UL IP20

DIMENSIONS



FULL TECHNICAL SPECIFICATION

MATERIAL	STEEL	SWITCH TYPE	PUSH
FINISH	GOLDEN BRONZE (GB)	DIMMABLE AS STANDARD?	BY REQUEST ONLY
LAMPHOLDER TYPE	INTEGRAL LED	INSULATION RATING	CLASS II
INTEGRAL LIGHT SOURCE	LED 1W 2700K	IP RATING	IP20
COLOUR TEMPERATURE	2700K	PROJECTION	130MM
WATTAGE (W) - INTEGRAL LED	1W	BACKPLATE DIMENSIONS	45MM DIAMETER
CE	YES	CUTOUT DIMENSIONS	25MM DIAMETER
UKCA	YES	NET PRODUCT WEIGHT	0.13KG
UL	YES	OVERALL HEIGHT AS SHOWN	45MM
DRIVER LOCATION	REMOTE	OVERALL WIDTH AS SHOWN	45MM

FOR MORE INFORMATION ABOUT THIS PRODUCT:

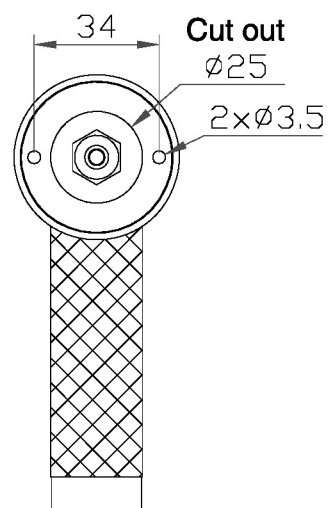
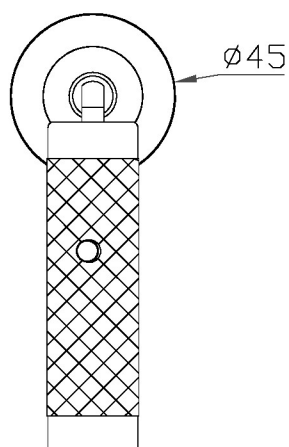
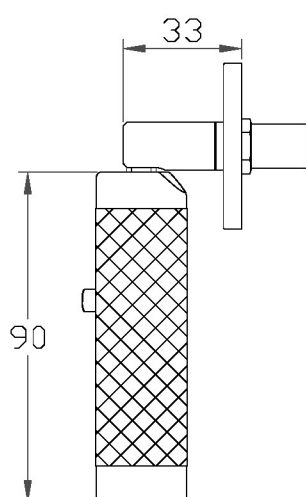
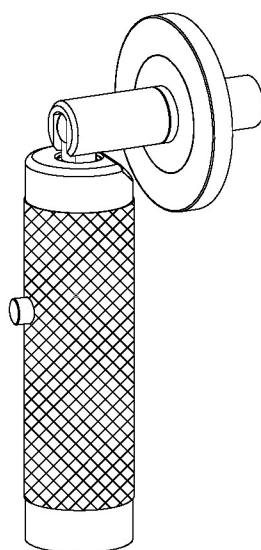
Email: sales@chelsom.co.uk | Call: +44 (0)1253 831400

Chelsom Limited, Heritage House, Clifton Road, Blackpool, Lancashire FY4 4QA, United Kingdom

wordpress-700079-2614039.cloudwaysapps.com

— CHELSOM —

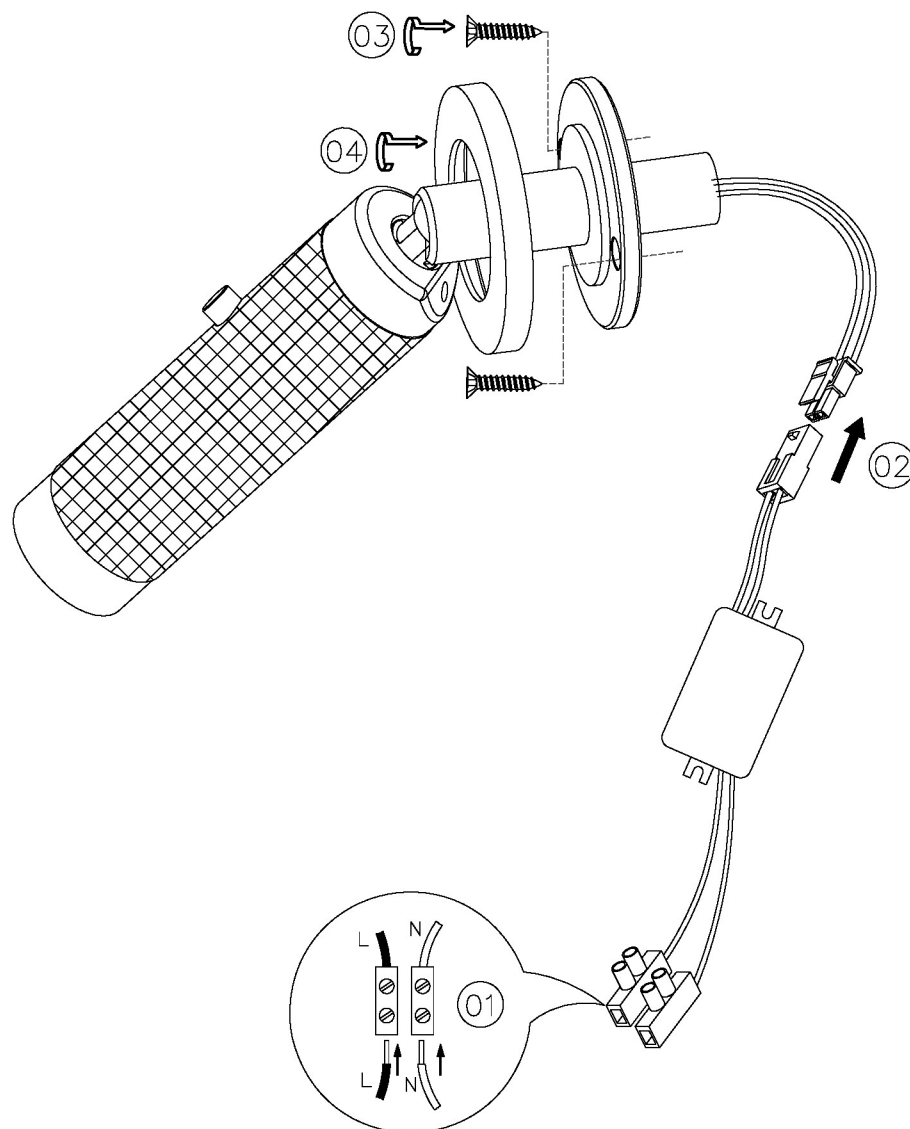
EST. 1947



— CHELSOM —

EST. 1947

FOLLOW THE NUMBERED ASSEMBLY SEQUENCE

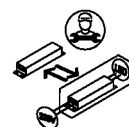


SLR Information

This product contains a light source
of Energy Efficiency Class E
Regulation 2021 No. 1095



Non-replaceable
light source



Control gear
replaceable by
qualified person

www.chelsom.co.uk