



FEATURES

SLIM ROUNDED CORNER RECTANGULAR SHADE IS HELD WITHIN THE RECTANGULAR METAL FRAMEWORK. HAS LED READING LIGHT AND SWITCH ON THE BACKPLATE. BESPOKE SHADE HAS INTEGRAL TOP DIFFUSER. OTHER SHADE FABRICS AVAILABLE TO SPECIAL ORDER.

MATERIAL

STEEL

FINISH

BRUSHED BRASS (BRB)

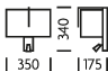
RECOMMENDED LAMP

1 X E27 7W LED 2700K PLUS 1 X LED 1W 2700K

CERTIFICATIONS

CE UK CA IP20

DIMENSIONS



FULL TECHNICAL SPECIFICATION

MATERIAL	STEEL	DRIVER LOCATION	INTEGRAL
FINISH	BRUSHED BRASS (BRB)	SWITCH TYPE	PUSH
LAMPHOLDER TYPE	E27 AND INTEGRAL LED	DIMMABLE AS STANDARD?	BY REQUEST ONLY
RECOMMENDED LAMP	1 X E27 7W LED 2700K PLUS 1 X LED 1W 2700K	INSULATION RATING	CLASS I
COLOUR TEMPERATURE	2700K	IP RATING	IP20
MAX WATTAGE (RETROFIT)	30W	PROJECTION	175MM
WATTAGE (W) - INTEGRAL LED	1W	BACKPLATE DIMENSIONS	200 X 65MM
CE	YES	NET PRODUCT WEIGHT	0.85KG
UKCA	YES	OVERALL HEIGHT AS SHOWN	340MM
UL	FOR UL PLEASE ENQUIRE.	OVERALL WIDTH AS SHOWN	350MM

FOR MORE INFORMATION ABOUT THIS PRODUCT:

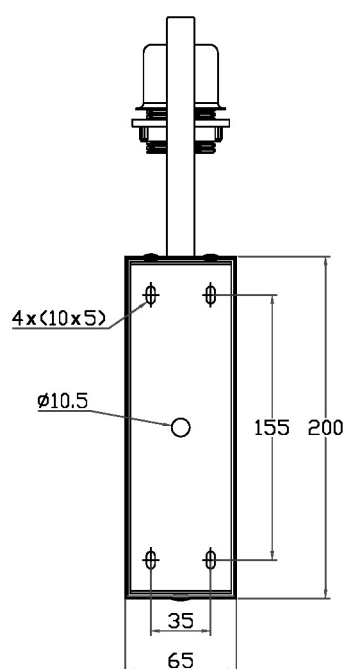
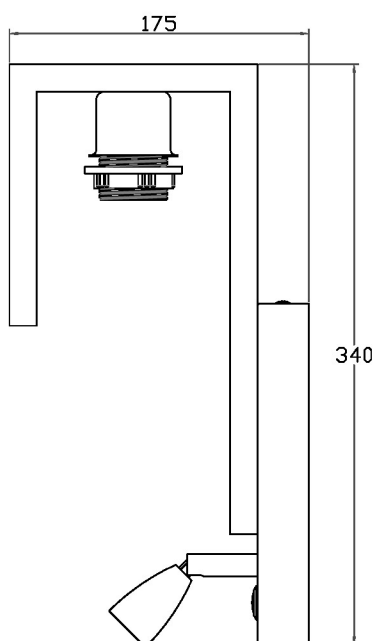
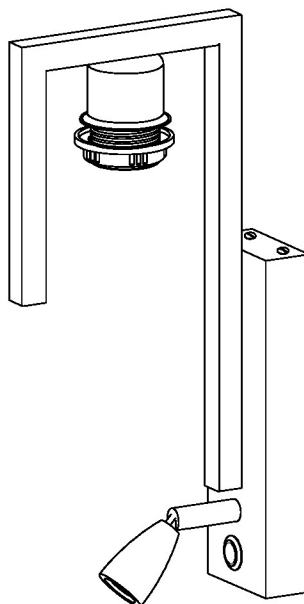
Email: sales@chelsom.co.uk | Call: +44 (0)1253 831400

Chelsom Limited, Heritage House, Clifton Road, Blackpool, Lancashire FY4 4QA, United Kingdom

wordpress-700079-2614039.cloudwaysapps.com

— CHELSOM —

EST. 1947



CH/9/W1/LED

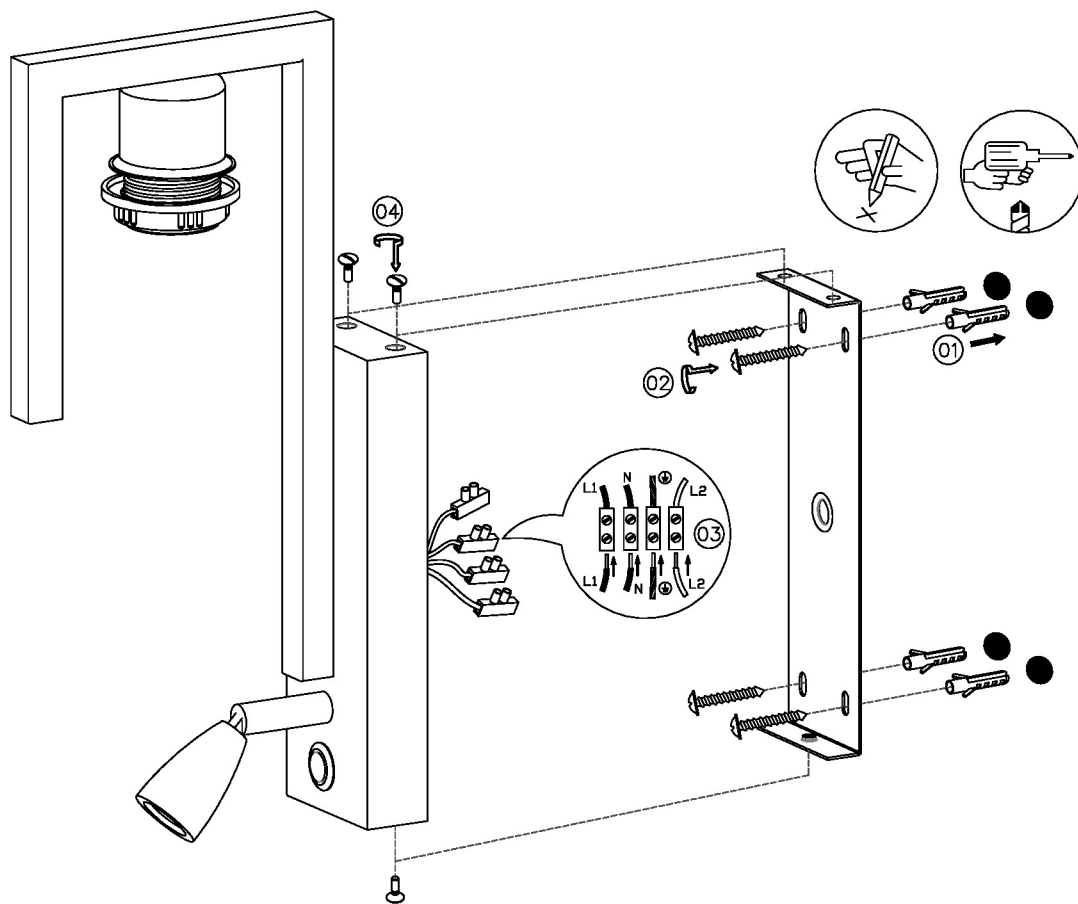
Revision A

www.chelsom.co.uk

— CHELSOM —

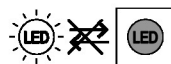
EST. 1947

FOLLOW THE NUMBERED ASSEMBLY SEQUENCE

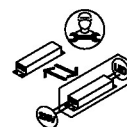


SLR Information

This product contains a light source
of Energy Efficiency Class E
Regulation 2021 No. 1095



Non-replaceable
light source



Control gear
replaceable by
qualified person

www.chelsom.co.uk