



FEATURES

HEAVY STONE BACKPLATE SITS WITHIN CURVED METAL SURROUND AND GLASS GLOBE IS SECURED WITH THREADED METAL RING TO ENSURE SAFETY AND DURABILITY. SUPPLIED FLAT-PACKED TO REDUCE PACKAGING VOLUME AND CARBON FOOTPRINT.

MATERIAL

STEEL, STONE AND GLASS

FINISH

BRUSHED BRASS (BRB) WITH NATURAL STONE AND MATT OPAL GLASS

RECOMMENDED LAMP

1 X E14 4.5W LED 2700K

CERTIFICATIONS

CE UKCA UL \perp IP20

DIMENSIONS



FULL TECHNICAL SPECIFICATION

MATERIAL	STEEL, STONE AND GLASS	DIMMING TYPE	PHASE
FINISH	BRUSHED BRASS (BRB) WITH NATURAL STONE AND MATT OPAL GLASS	INSULATION RATING	CLASS I
LAMPHOLDER TYPE	E14	IP RATING	IP20
RECOMMENDED LAMP	1 X E14 4.5W LED 2700K	PROJECTION	195MM
MAX WATTAGE (RETROFIT)	30W	BACKPLATE DIMENSIONS	110MM DIAMETER
CE	YES	NET PRODUCT WEIGHT	1.1KG
UKCA	YES	OVERALL HEIGHT AS SHOWN	150MM
UL	YES	OVERALL WIDTH AS SHOWN	150MM
DIMMABLE AS STANDARD?	YES		

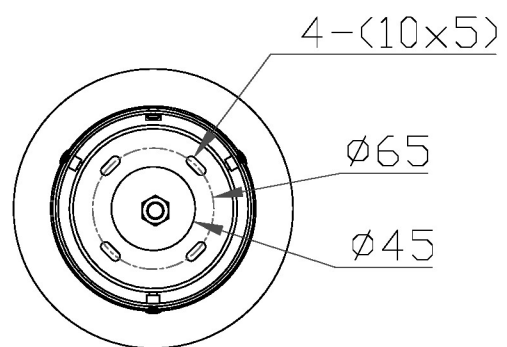
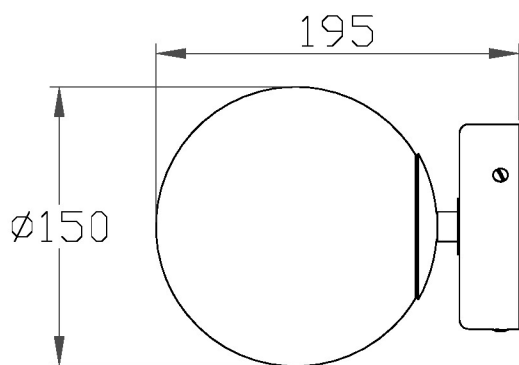
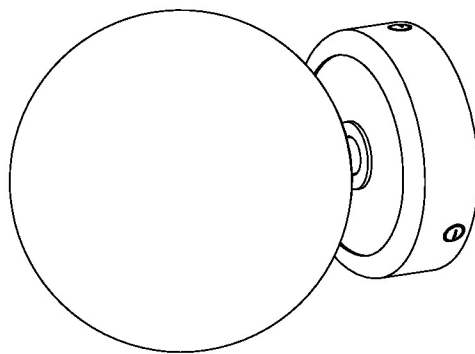
FOR MORE INFORMATION ABOUT THIS PRODUCT:

Email: sales@chelsom.co.uk | Call: +44 (0)1253 831400

Chelsom Limited, Heritage House, Clifton Road, Blackpool, Lancashire FY4 4QA, United Kingdom
www.chelsom.co.uk | wordpress-700079-2614039.cloudwaysapps.com

— CHELSOM —

EST. 1947



— CHELSOM —

EST. 1947

FOLLOW THE NUMBERED ASSEMBLY SEQUENCE

