



#### FEATURES

WARM WHITE LED LIGHT IN CENTRAL HOUSING GLOWS BACK OFF THE FACETED REFLECTOR PLATE. AVAILABLE IN TWO SIZES AND CAN ALSO BE USED AS A FLUSH MOUNTED CEILING FITTING. GROUPED TOGETHER, WALL LIGHTS CAN MAKE A STRONG DECORATIVE STATEMENT.

#### MATERIAL

STEEL

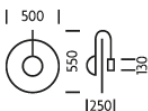
#### FINISH

BRUSHED BRASS WITH SATIN BLACK (BRB)

#### CERTIFICATIONS

CE UKCA UL IP20

#### DIMENSIONS



## FULL TECHNICAL SPECIFICATION

MATERIAL	STEEL	DIMMING TYPE	PHASE
FINISH	BRUSHED BRASS WITH SATIN BLACK (BRB)	INSULATION RATING	CLASS I
LAMPHOLDER TYPE	INTEGRAL LED	IP RATING	IP20
INTEGRAL LIGHT SOURCE	LED 8W 2700K	WIDTH	500
COLOUR TEMPERATURE	2700K	HEIGHT	550
WATTAGE (W) - INTEGRAL LED	8W	PROJECTION	250MM
CE	YES	BACKPLATE DIMENSIONS	130MM DIAMETER
UKCA	YES	NET PRODUCT WEIGHT	3KG
UL	YES	OVERALL HEIGHT AS SHOWN	550MM
DRIVER LOCATION	INTEGRAL	OVERALL WIDTH AS SHOWN	500MM
DIMMABLE AS STANDARD?	YES		

### FOR MORE INFORMATION ABOUT THIS PRODUCT:

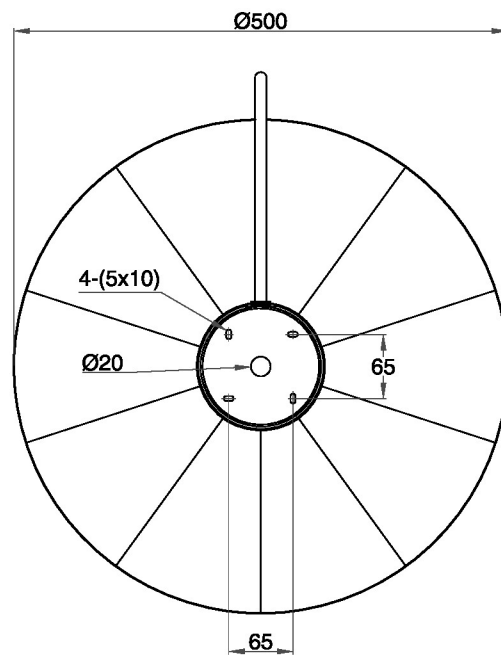
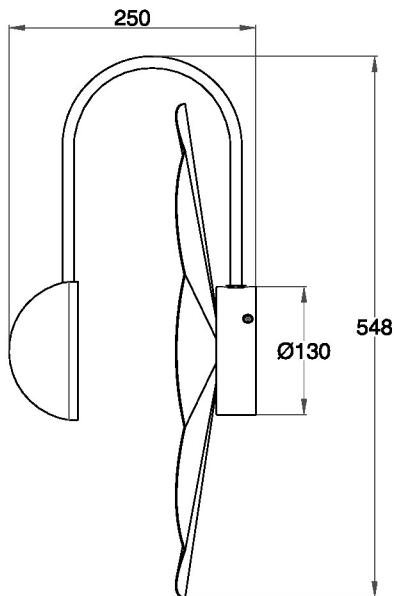
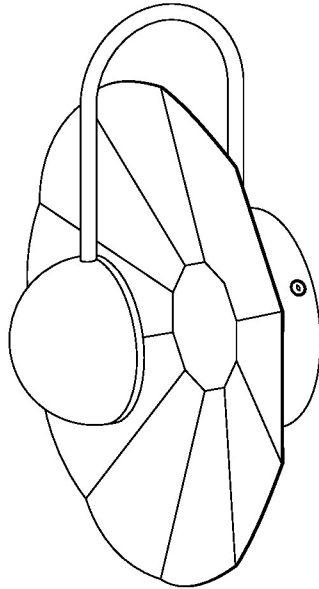
Email: [sales@chelsom.co.uk](mailto:sales@chelsom.co.uk) | Call: +44 (0)1253 831400

Chelsom Limited, Heritage House, Clifton Road, Blackpool, Lancashire FY4 4QA, United Kingdom

[wordpress-700079-2614039.cloudwaysapps.com](https://wordpress-700079-2614039.cloudwaysapps.com)

# — CHELSOM —

EST. 1947



**RR/30/W1L**

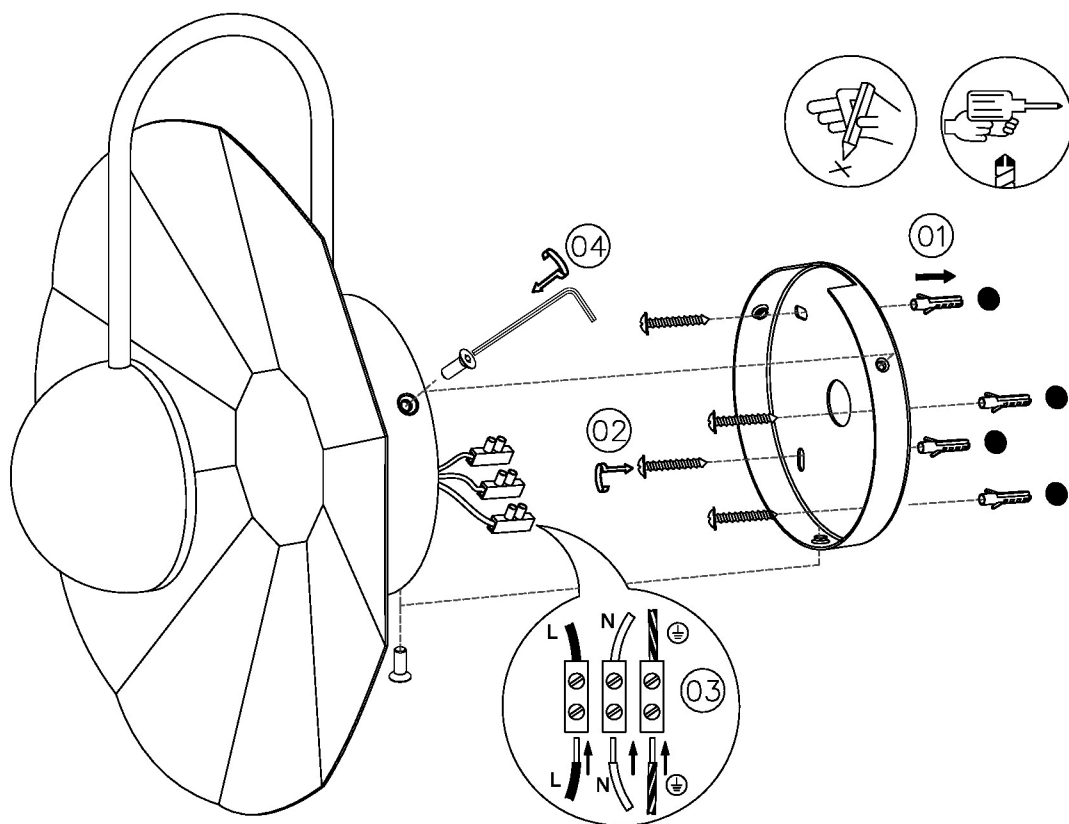
**Revision A**

[www.chelsom.co.uk](http://www.chelsom.co.uk)

# — CHELSOM —

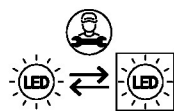
EST. 1947

FOLLOW THE NUMBERED ASSEMBLY SEQUENCE

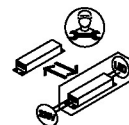


## SLR Information

This product contains a light source  
of Energy Efficiency Class E  
Regulation 2021 No. 1095



LED light source  
replaceable by  
qualified person



Control gear  
replaceable by  
qualified person

[www.chelsom.co.uk](http://www.chelsom.co.uk)