



#### FEATURES

WARM WHITE LED LIGHT IN CENTRAL HOUSING GLOWS BACK OFF THE FACETED REFLECTOR PLATE. AVAILABLE IN TWO SIZES AND CAN ALSO BE USED AS A FLUSH MOUNTED CEILING FITTING. GROUPED TOGETHER, WALL LIGHTS CAN MAKE A STRONG DECORATIVE STATEMENT.

#### MATERIAL

STEEL

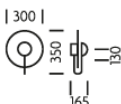
#### FINISH

BRUSHED BRASS WITH SATIN BLACK (BRB)

#### CERTIFICATIONS

CE UKCA UL  $\equiv$  IP20

#### DIMENSIONS



## FULL TECHNICAL SPECIFICATION

MATERIAL	STEEL	DIMMING TYPE	PHASE
FINISH	BRUSHED BRASS WITH SATIN BLACK (BRB)	INSULATION RATING	CLASS I
LAMPHOLDER TYPE	INTEGRAL LED	IP RATING	IP20
INTEGRAL LIGHT SOURCE	LED 8W 2700K	WIDTH	300
COLOUR TEMPERATURE	2700K	HEIGHT	350
WATTAGE (W) - INTEGRAL LED	8W	PROJECTION	165MM
CE	YES	BACKPLATE DIMENSIONS	130MM DIAMETER
UKCA	YES	NET PRODUCT WEIGHT	1.8KG
UL	YES	OVERALL HEIGHT AS SHOWN	350MM
DRIVER LOCATION	INTEGRAL	OVERALL WIDTH AS SHOWN	300MM
DIMMABLE AS STANDARD?	YES		

### FOR MORE INFORMATION ABOUT THIS PRODUCT:

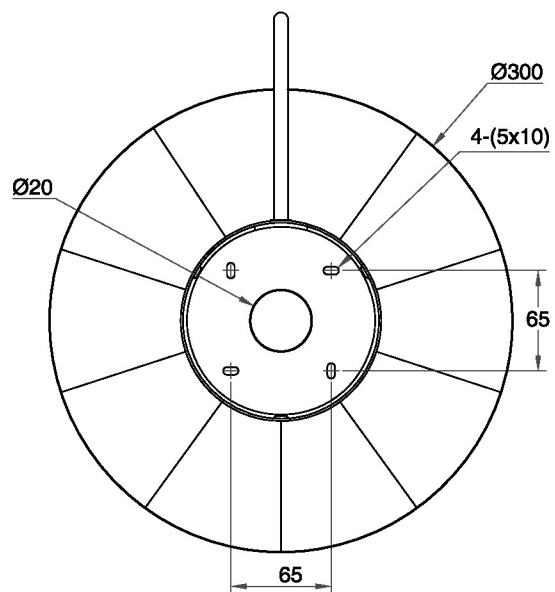
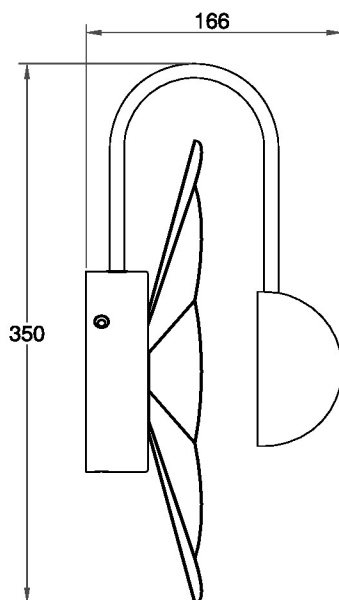
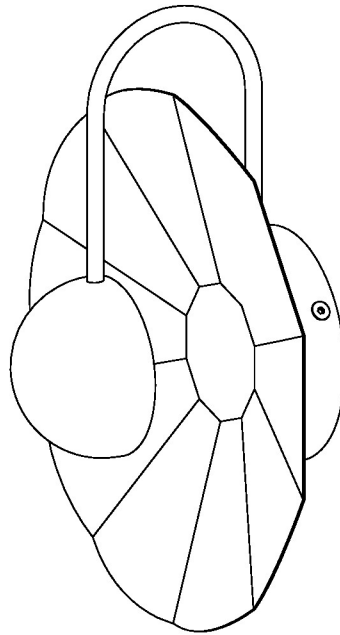
Email: [sales@chelsom.co.uk](mailto:sales@chelsom.co.uk) | Call: +44 (0)1253 831400

Chelsom Limited, Heritage House, Clifton Road, Blackpool, Lancashire FY4 4QA, United Kingdom

[wordpress-700079-2614039.cloudwaysapps.com](https://wordpress-700079-2614039.cloudwaysapps.com)

# — CHELSOM —

EST. 1947



**RR/30/W1**

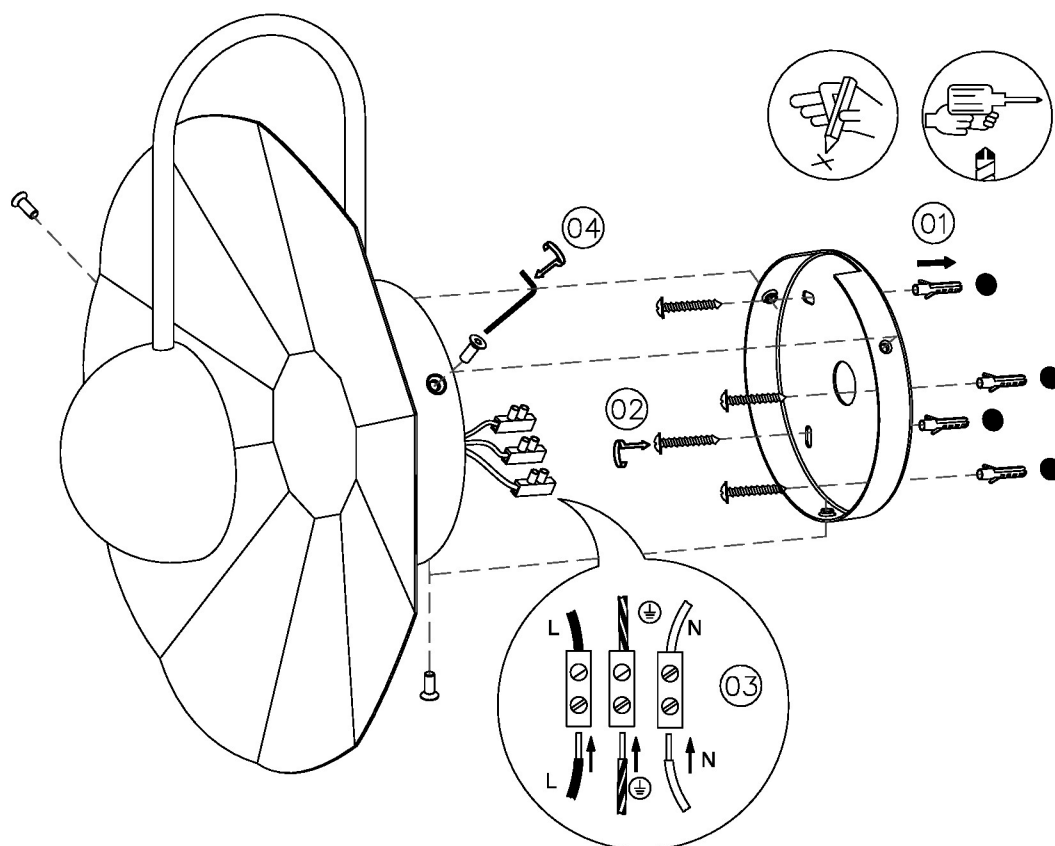
**Revision A**

[www.chelsom.co.uk](http://www.chelsom.co.uk)

# — CHELSOM —

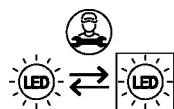
EST. 1947

FOLLOW THE NUMBERED ASSEMBLY SEQUENCE

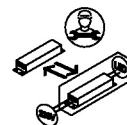


## SLR Information

This product contains a light source of Energy Efficiency Class E Regulation 2021 No. 1095



LED light source replaceable by qualified person



Control gear replaceable by qualified person

[www.chelsom.co.uk](http://www.chelsom.co.uk)