



FEATURES

THE CYLINDRICAL HEAD HAS A BLACK ON/OFF SWITCH.
RECTANGULAR BACKBOX HOUSES AN INTEGRAL DRIVER. PRICE
INCLUDES INTEGRAL DRIVER.

MATERIAL

STEEL

FINISH

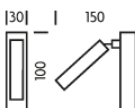
SATIN BLACK (BL)

CERTIFICATIONS

CE UK CA UL IP20

studio_c

DIMENSIONS



FULL TECHNICAL SPECIFICATION

MATERIAL	STEEL	DIMMABLE AS STANDARD?	BY REQUEST ONLY
FINISH	SATIN BLACK (BL)	INSULATION RATING	CLASS I
LAMPHOLDER TYPE	INTEGRAL LED	IP RATING	IP20
INTEGRAL LIGHT SOURCE	LED 1W 2700K	WIDTH	30
COLOUR TEMPERATURE	2700K	HEIGHT	100
WATTAGE (W) - INTEGRAL LED	1W	PROJECTION	150MM
CE	YES	BACKPLATE DIMENSIONS	100 X 30MM
UKCA	YES	NET PRODUCT WEIGHT	0.25KG
UL	YES	OVERALL HEIGHT AS SHOWN	100MM
DRIVER LOCATION	INTEGRAL	OVERALL WIDTH AS SHOWN	30MM
SWITCH TYPE	PUSH		

FOR MORE INFORMATION ABOUT THIS PRODUCT:

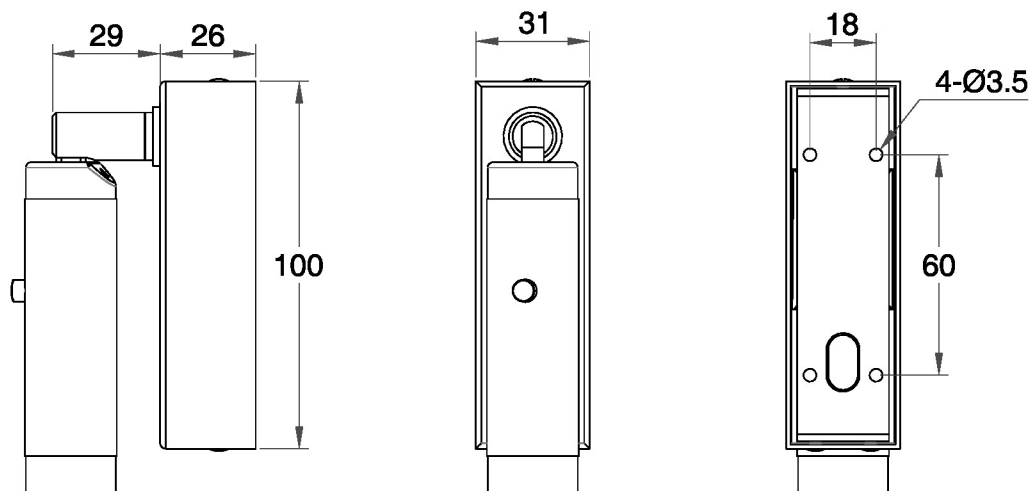
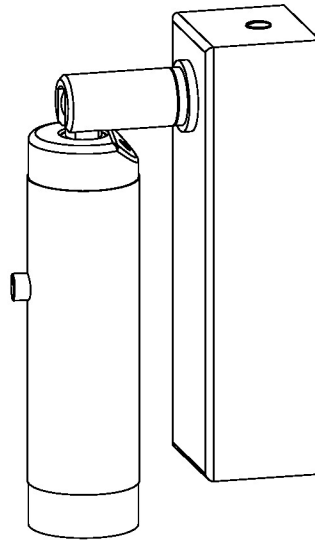
Email: sales@chelsom.co.uk | Call: +44 (0)1253 831400

Chelsom Limited, Heritage House, Clifton Road, Blackpool, Lancashire FY4 4QA, United Kingdom

wordpress-700079-2614039.cloudwaysapps.com

— CHELSOM —

EST. 1947



LED/10A

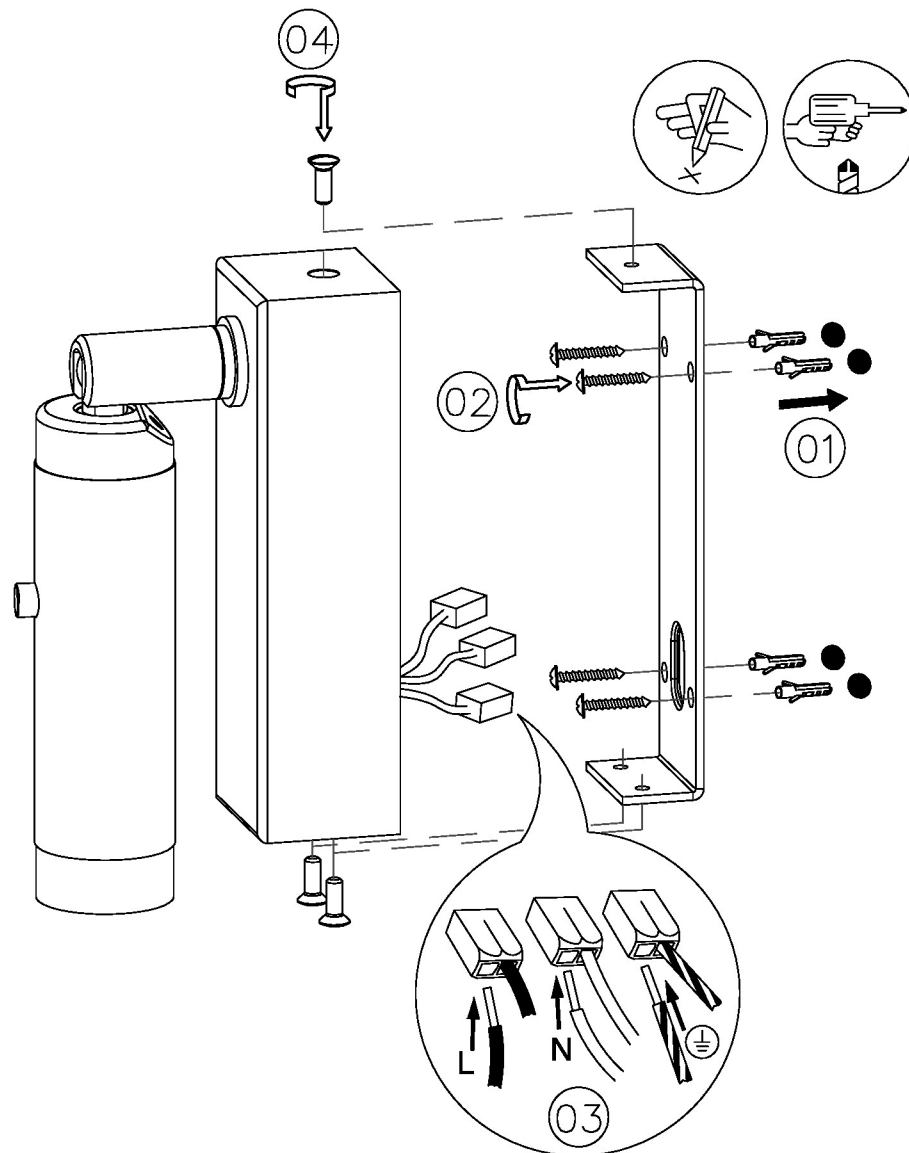
Revision A

www.chelsom.co.uk

— CHELSOM —

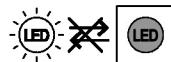
EST. 1947

FOLLOW THE NUMBERED ASSEMBLY SEQUENCE

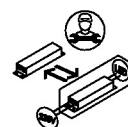


SLR Information

This product contains a light source
of Energy Efficiency Class E
Regulation 2021 No. 1095



Non-replaceable
light source



Control gear
replaceable by
qualified person