



#### FEATURES

THE CYLINDRICAL HEAD HAS A BLACK ON/OFF SWITCH.  
RECTANGULAR BACKBOX HOUSES AN INTEGRAL DRIVER. PRICE  
INCLUDES INTEGRAL DRIVER.

#### MATERIAL

STEEL

#### FINISH

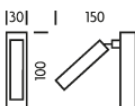
BRUSHED NICKEL (BN)

#### CERTIFICATIONS

CE UK CA UL IP20

**studio**<sub>c</sub>

#### DIMENSIONS



## FULL TECHNICAL SPECIFICATION

MATERIAL	STEEL	DIMMABLE AS STANDARD?	BY REQUEST ONLY
FINISH	BRUSHED NICKEL (BN)	INSULATION RATING	CLASS I
LAMPHOLDER TYPE	INTEGRAL LED	IP RATING	IP20
INTEGRAL LIGHT SOURCE	LED 1W 2700K	WIDTH	30
COLOUR TEMPERATURE	2700K	HEIGHT	100
WATTAGE (W) - INTEGRAL LED	1W	PROJECTION	150MM
CE	YES	BACKPLATE DIMENSIONS	100 X 30MM
UKCA	YES	NET PRODUCT WEIGHT	0.25KG
UL	YES	OVERALL HEIGHT AS SHOWN	100MM
DRIVER LOCATION	INTEGRAL	OVERALL WIDTH AS SHOWN	30MM
SWITCH TYPE	PUSH		

### FOR MORE INFORMATION ABOUT THIS PRODUCT:

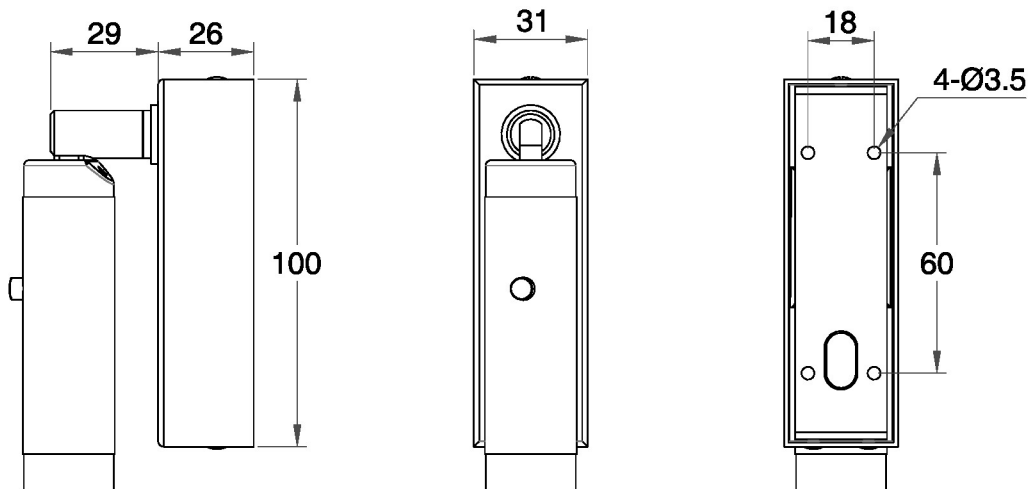
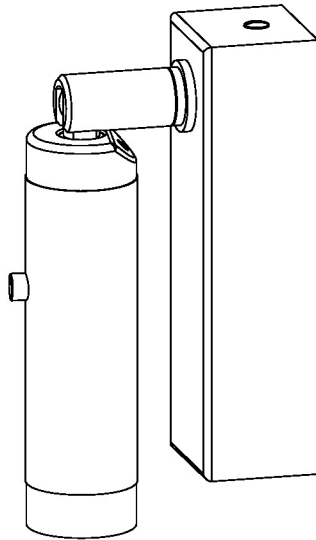
Email: [sales@chelsom.co.uk](mailto:sales@chelsom.co.uk) | Call: +44 (0)1253 831400

Chelsom Limited, Heritage House, Clifton Road, Blackpool, Lancashire FY4 4QA, United Kingdom

[wordpress-700079-2614039.cloudwaysapps.com](https://wordpress-700079-2614039.cloudwaysapps.com)

# — CHELSOM —

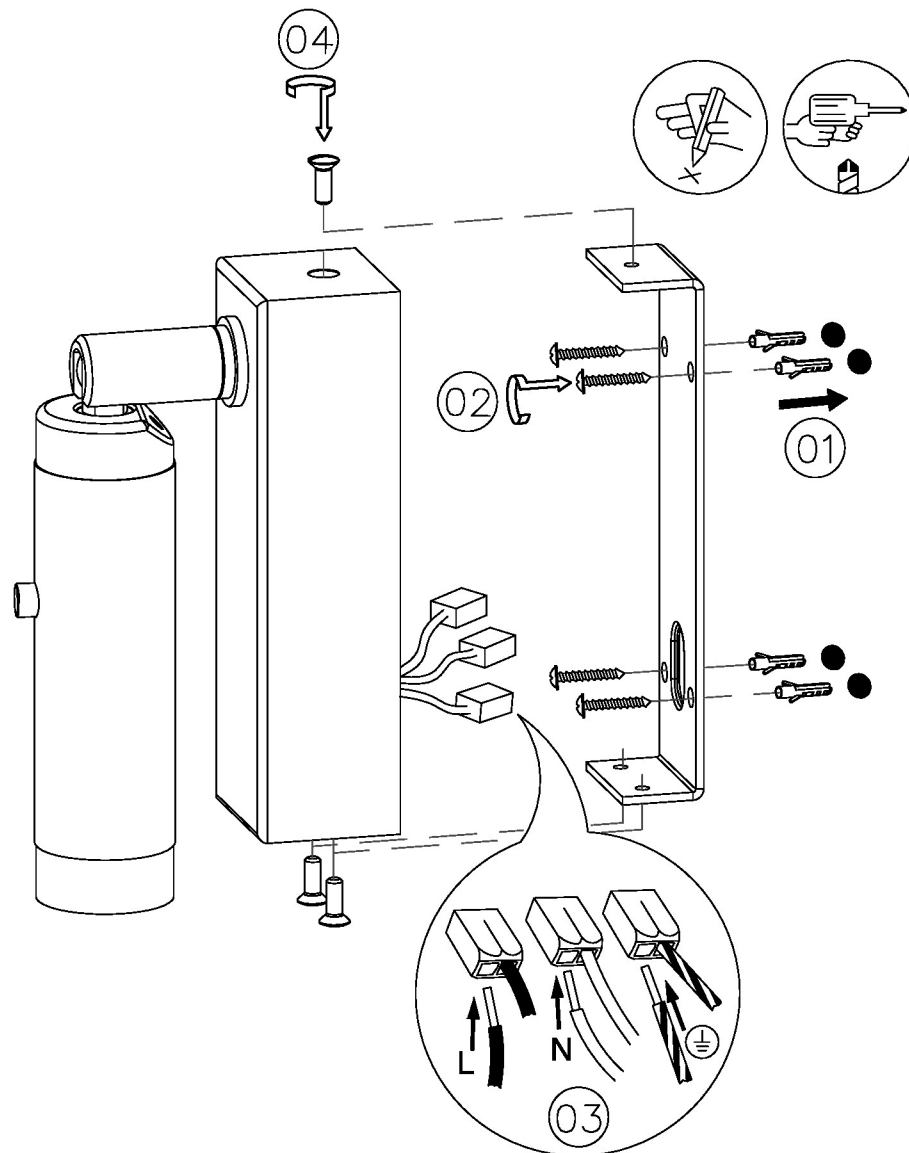
EST. 1947



# — CHELSOM —

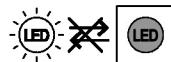
EST. 1947

FOLLOW THE NUMBERED ASSEMBLY SEQUENCE

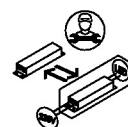


## SLR Information

This product contains a light source  
of Energy Efficiency Class E  
Regulation 2021 No. 1095



Non-replaceable  
light source



Control gear  
replaceable by  
qualified person