



FEATURES

THE CYLINDRICAL HEAD HAS DETAILED KNURLING AND A BLACK ON/OFF PUSH SWITCH. THERE IS A DISCREET ROUND BACKPLATE WITH CONCEALED FIXINGS FOR REMOTE DRIVER LOCATION. PRICE INCLUDES REMOTE DRIVER.

MATERIAL

STEEL

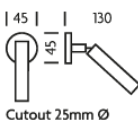
FINISH

BRUSHED NICKEL (BN)

CERTIFICATIONS

CE UK CA UL IP20

DIMENSIONS



FULL TECHNICAL SPECIFICATION

MATERIAL	STEEL	DIMMABLE AS STANDARD?	BY REQUEST ONLY
FINISH	BRUSHED NICKEL (BN)	INSULATION RATING	CLASS II
LAMPHOLDER TYPE	INTEGRAL LED	IP RATING	IP20
INTEGRAL LIGHT SOURCE	LED 1W 2700K	WIDTH	45
COLOUR TEMPERATURE	2700K	HEIGHT	45
WATTAGE (W) - INTEGRAL LED	1W	PROJECTION	130MM
CE	YES	BACKPLATE DIMENSIONS	45MM DIAMETER
UKCA	YES	CUTOUT DIMENSIONS	25MM DIAMETER
UL	YES	NET PRODUCT WEIGHT	0.13KG
DRIVER LOCATION	REMOTE	OVERALL HEIGHT AS SHOWN	45MM
SWITCH TYPE	PUSH	OVERALL WIDTH AS SHOWN	45MM

FOR MORE INFORMATION ABOUT THIS PRODUCT:

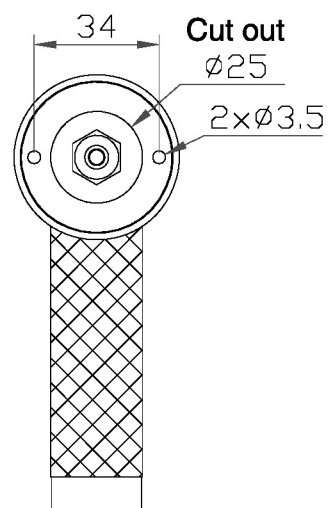
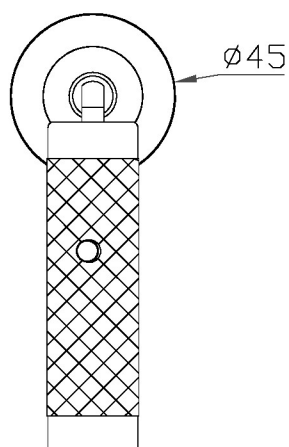
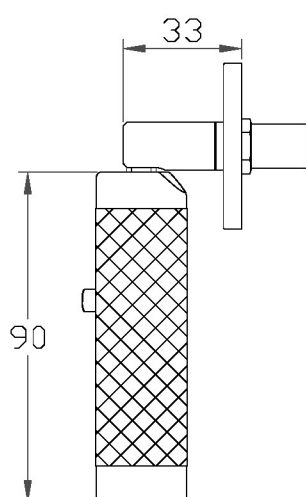
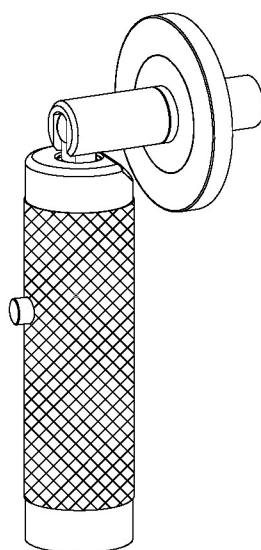
Email: sales@chelsom.co.uk | Call: +44 (0)1253 831400

Chelsom Limited, Heritage House, Clifton Road, Blackpool, Lancashire FY4 4QA, United Kingdom

wordpress-700079-2614039.cloudwaysapps.com

— CHELSOM —

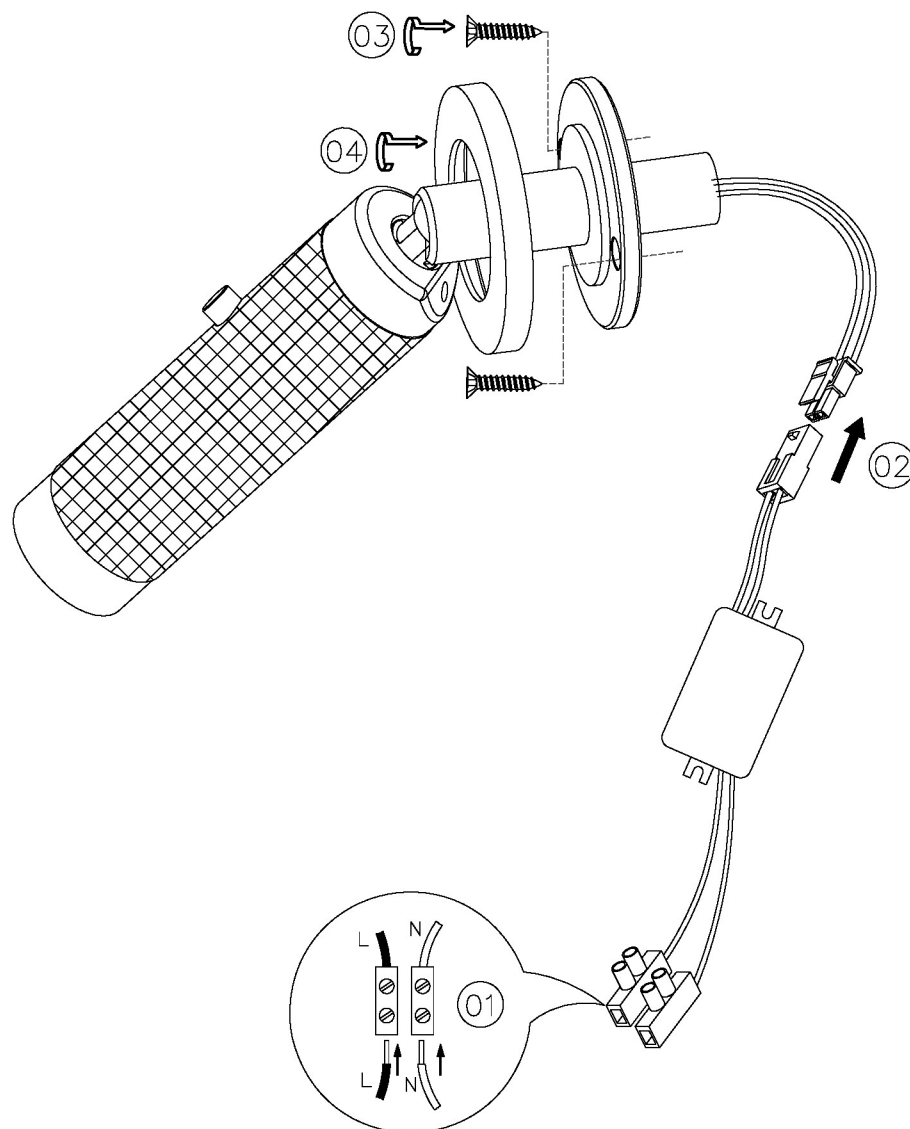
EST. 1947



— CHELSOM —

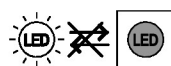
EST. 1947

FOLLOW THE NUMBERED ASSEMBLY SEQUENCE

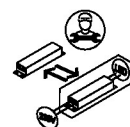


SLR Information

This product contains a light source
of Energy Efficiency Class E
Regulation 2021 No. 1095



Non-replaceable
light source



Control gear
replaceable by
qualified person

www.chelsom.co.uk