



#### FEATURES

DECORATIVE WOODEN HANDLE ALLOWS ROTATIONAL MOVEMENT LEFT AND RIGHT AND THERE IS ALSO A SWIVEL JOINT ABOVE THE SHADE. SHADE OPTIONS INCLUDE COLOUR MATCHED VENTILATED METAL OR FABRIC. SUITABLE FOR BEDSIDE OR DESK USE.

#### MATERIAL

STEEL AND WOOD

#### FINISH

BLACK BRONZE (BB) WITH WALNUT

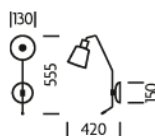
#### RECOMMENDED LAMP

1 X E27 4.5W LED 2700K

#### CERTIFICATIONS

CE UK CA UL IP20

#### DIMENSIONS



## FULL TECHNICAL SPECIFICATION

MATERIAL	STEEL AND WOOD	DIMMING TYPE	PHASE
FINISH	BLACK BRONZE (BB) WITH WALNUT	INSULATION RATING	CLASS I
LAMPHOLDER TYPE	E27	IP RATING	IP20
RECOMMENDED LAMP	1 X E27 4.5W LED 2700K	PROJECTION	420MM
MAX WATTAGE (RETROFIT)	30W	BACKPLATE DIMENSIONS	150MM DIAMETER
CE	YES	NET PRODUCT WEIGHT	3.8KG
UKCA	YES	OVERALL HEIGHT AS SHOWN	555MM
UL	YES	OVERALL WIDTH WITH SHADE AS SHOWN	130MM
DIMMABLE AS STANDARD?	YES		

### FOR MORE INFORMATION ABOUT THIS PRODUCT:

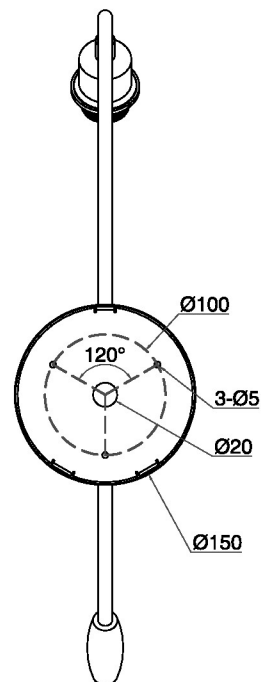
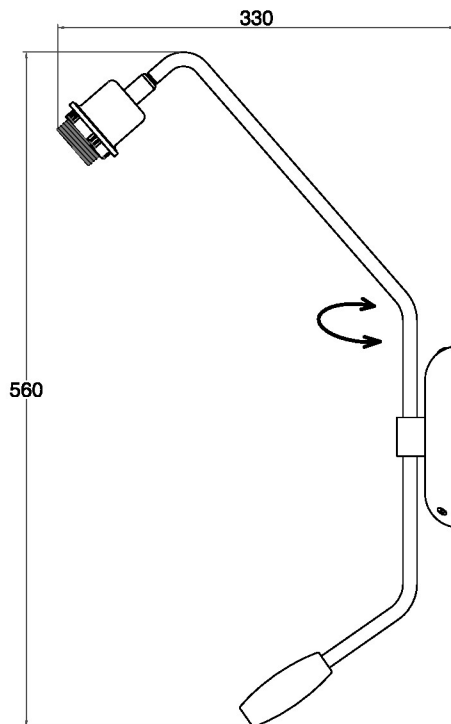
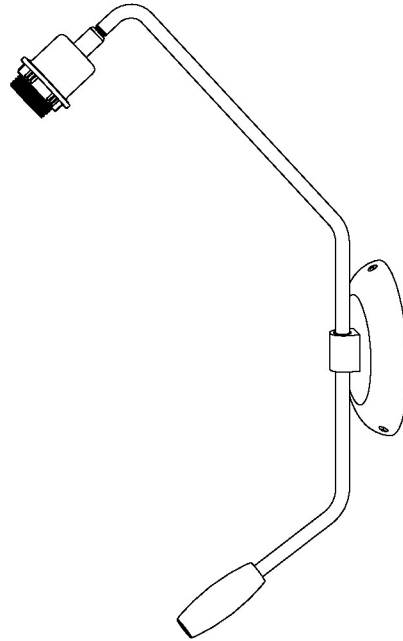
Email: [sales@chelsom.co.uk](mailto:sales@chelsom.co.uk) | Call: +44 (0)1253 831400

Chelsom Limited, Heritage House, Clifton Road, Blackpool, Lancashire FY4 4QA, United Kingdom

[wordpress-700079-2614039.cloudwaysapps.com](https://wordpress-700079-2614039.cloudwaysapps.com)

# — CHELSOM —

EST. 1947



# — CHELSOM —

EST. 1947

FOLLOW THE NUMBERED ASSEMBLY SEQUENCE

