



FEATURES

ELEGANT ELONGATED TUBE IS SUSPENDED ON CABLE FROM A CEILING PLATE. THE TUBE HAS A DECORATIVE KNURLED BAND AT THE LOWER AND UPPER SECTIONS AND WARM LED LIGHT SOURCE IS ENCASED WITHIN A GLASS DOMED DIFFUSER. CAN BE CONFIGURED IN GROUPS SUSPENDED FROM ANY CUSTOM SHAPE OR SIZE OF CEILING PLATE, IDEAL FOR ILLUMINATING LARGE SPACES.

MATERIAL

ALUMINIUM, STEEL AND GLASS

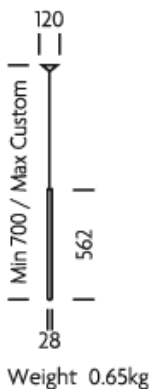
FINISH

SATIN BLACK

CERTIFICATIONS

CE UK CA \pm IP20

DIMENSIONS



FULL TECHNICAL SPECIFICATION

MATERIAL	ALUMINIUM, STEEL AND GLASS	SUSPENSION TYPE	BLACK PLASTIC CABLE
FINISH	SATIN BLACK	DIMMABLE AS STANDARD?	BY REQUEST ONLY
LAMPHOLDER TYPE	INTEGRAL LED	INSULATION RATING	CLASS I
INTEGRAL LIGHT SOURCE	LED 3.2W 2700K	IP RATING	IP20
WATTAGE (W) - INTEGRAL LED	3.2W	MINIMUM DROP	700MM
CE	YES	MAXIMUM DROP	CUSTOM
UKCA	YES	CEILING PLATE DIMENSIONS	120MM DIAMETER
UL	FOR UL PLEASE ENQUIRE	NET PRODUCT WEIGHT	0.65KG
DRIVER LOCATION	INTEGRAL		

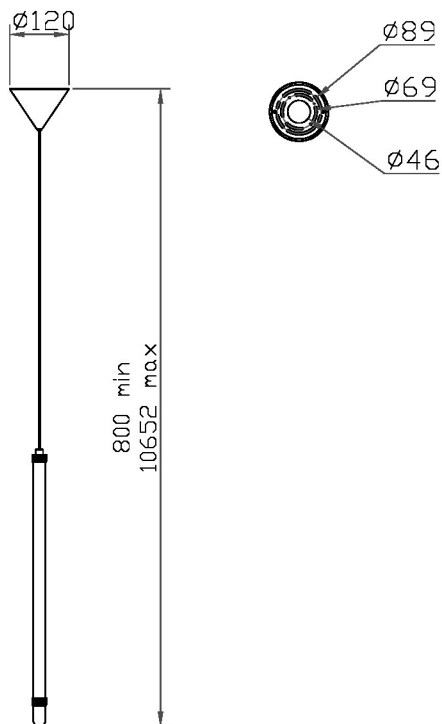
FOR MORE INFORMATION ABOUT THIS PRODUCT:

Email: sales@chelsom.co.uk | Call: +44 (0)1253 831400

Chelsom Limited, Heritage House, Clifton Road, Blackpool, Lancashire FY4 4QA, United Kingdom
wordpress-700079-2614039.cloudwaysapps.com

— CHELSOM —

EST. 1947



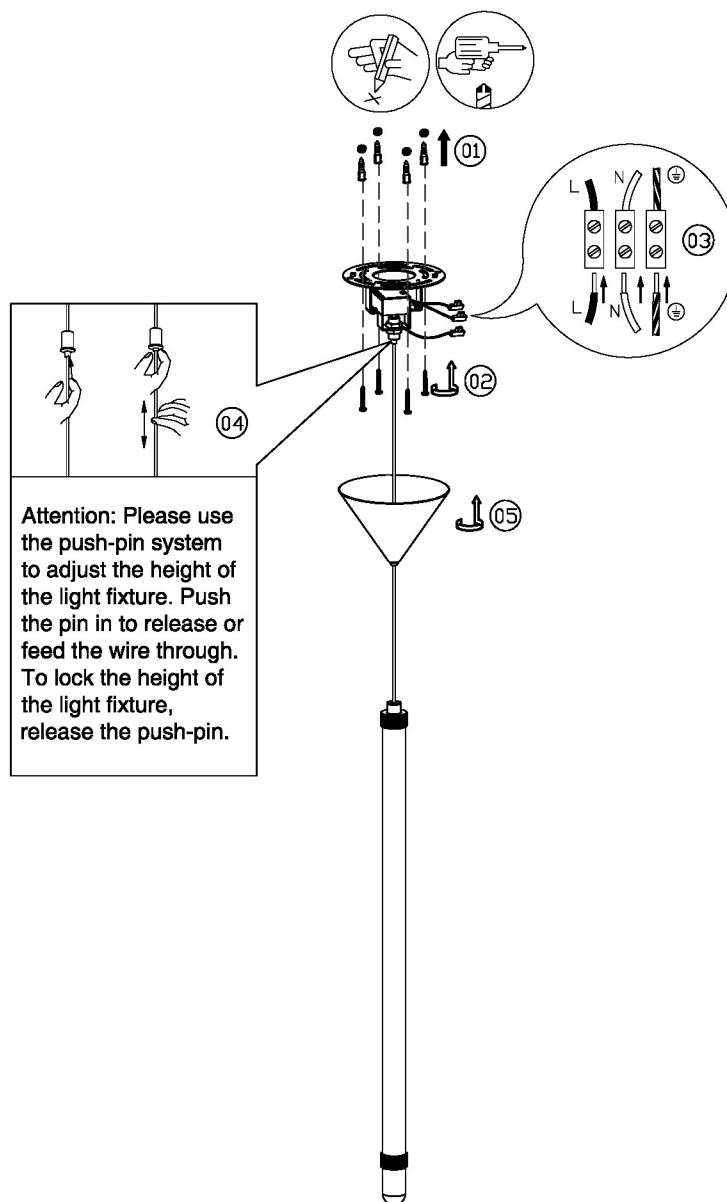
WA/24/P

Revision A

— CHELSOM —

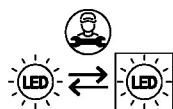
EST. 1947

FOLLOW THE NUMBERED ASSEMBLY SEQUENCE

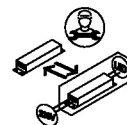


SLR Information

This product contains a light source of Energy Efficiency Class E Regulation 2021 No. 1095



LED light source replaceable by qualified person



Control gear replaceable by qualified person

www.chelsom.co.uk