

FEATURES

MATT OPAL GLASS GLOBE IS CENTERED WITHIN SHALLOW CONE WHICH REFLECTS THE WARM GLOW OF LIGHT. ALSO SUITABLE FOR USE AS A FLUSH FITTING. SUPPLIED FLAT-PACKED TO REDUCE PACKAGING VOLUME AND CARBON FOOTPRINT.

MATERIAL

STEEL AND GLASS

FINISH

BRUSHED BRASS WITH MATT OPAL GLASS


RECOMMENDED LAMP

1 X E14 4.5W LED 2700K

CERTIFICATIONS

CE UKCA UL IP20

DIMENSIONS



FULL TECHNICAL SPECIFICATION

MATERIAL	STEEL AND GLASS	DIMMING TYPE	PHASE
FINISH	BRUSHED BRASS WITH MATT OPAL GLASS	INSULATION RATING	CLASS I
LAMPHOLDER TYPE	E14	IP RATING	IP20
RECOMMENDED LAMP	1 X E14 4.5W LED 2700K	PROJECTION	145MM
MAX WATTAGE (RETROFIT)	30W	BACKPLATE DIMENSIONS	100MM DIAMETER
CE	YES	NET PRODUCT WEIGHT	1.4KG
UKCA	YES	OVERALL HEIGHT AS SHOWN	350MM
UL	YES	OVERALL WIDTH AS SHOWN	350MM
DIMMABLE AS STANDARD?	YES		

FOR MORE INFORMATION ABOUT THIS PRODUCT:

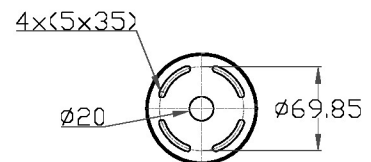
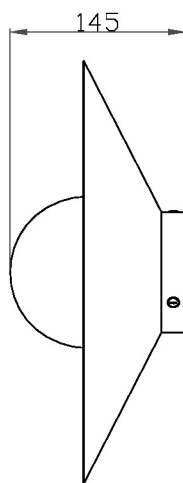
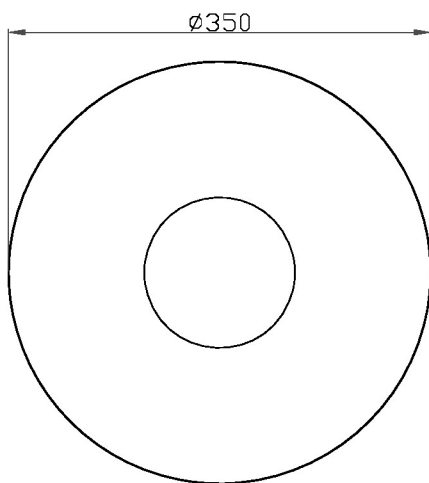
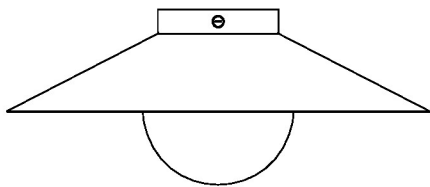
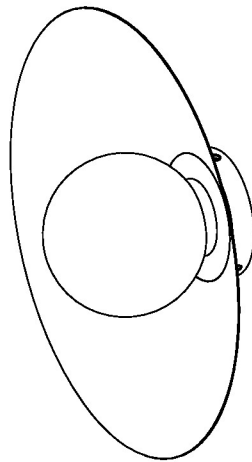
Email: sales@chelsom.co.uk | Call: +44 (0)1253 831400

Chelsom Limited, Heritage House, Clifton Road, Blackpool, Lancashire FY4 4QA, United Kingdom

wordpress-700079-2614039.cloudwaysapps.com

— CHELSOM —

EST. 1947



— CHELSOM —

EST. 1947

FOLLOW THE NUMBERED ASSEMBLY SEQUENCE

