



FEATURES

A DECORATIVE GUESTROOM WALL LIGHT WHICH FEATURES A WARMLY LIT MATT OPAL GLOBE SET ASYMMETRICALLY WITHIN A BRASS RING. THIS FITTING IS FOR BEDSIDE USE AND IS WIRED FROM THE CEILING WITH THE ARM BRACKET BEING FOR STABILITY. THIS IS A CUSTOM PIECE TO SPECIAL ORDER WITH MOQ 50 PIECES.

MATERIAL

STEEL AND GLASS

FINISH

BRUSHED BRASS WITH SATIN BLACK AND MATT OPAL GLASS

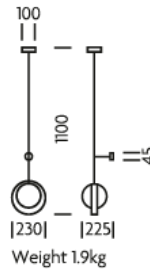
RECOMMENDED LAMP

1 X E14 4.5W LED 2700K

CERTIFICATIONS

CE UK CA UL IP20

DIMENSIONS



FULL TECHNICAL SPECIFICATION

MATERIAL	STEEL AND GLASS	DIMMING TYPE	PHASE
FINISH	BRUSHED BRASS WITH SATIN BLACK AND MATT OPAL GLASS	INSULATION RATING	CLASS I
LAMPHOLDER TYPE	E14	IP RATING	IP20
RECOMMENDED LAMP	1 X E14 4.5W LED 2700K	PROJECTION	225MM
MAX WATTAGE (RETROFIT)	30W	CEILING PLATE DIMENSIONS	100MM DIAMETER
CE	YES	BACKPLATE DIMENSIONS	45MM DIAMETER
UKCA	YES	NET PRODUCT WEIGHT	1.9KG
UL	YES	OVERALL HEIGHT AS SHOWN	1100MM
SUSPENSION TYPE	FIXED ROD	OVERALL WIDTH AS SHOWN	230MM
DIMMABLE AS STANDARD?	YES		

FOR MORE INFORMATION ABOUT THIS PRODUCT:

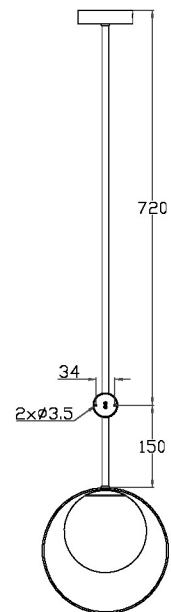
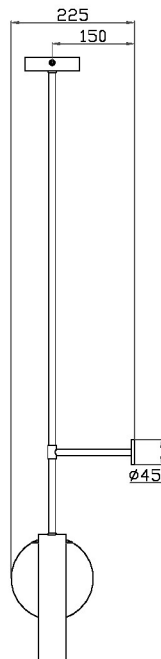

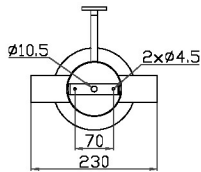
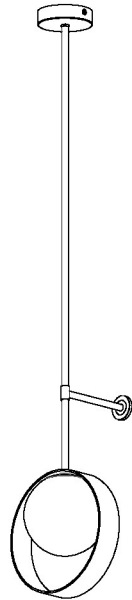
Email: sales@chelson.co.uk | Call: +44 (0)1253 831400

Chelson Limited, Heritage House, Clifton Road, Blackpool, Lancashire FY4 4QA, United Kingdom

wordpress-700079-2614039.cloudwaysapps.com

— CHELSOM —

EST. 1947



— CHELSOM —

EST. 1947

FOLLOW THE NUMBERED ASSEMBLY SEQUENCE

