



#### FEATURES

SHALLOW DOMED METAL SHADE COVERS MATT OPAL BLOWN GLASS GLOBE WHICH IS THREADED FOR SECURE FIXING.  
SUPPLIED FLAT-PACKED TO REDUCE PACKAGING VOLUME AND CARBON FOOTPRINT.

#### MATERIAL

STEEL AND GLASS

#### FINISH

SATIN BLACK WITH BRUSHED BRASS (BL/BRB). MATT OPAL GLASS.  
METAL SHADE INTERIOR IS WHITE.

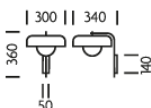
#### RECOMMENDED LAMP

1 X E14 4.5W LED 2700K

#### CERTIFICATIONS

CE UK CA UL IP20

#### DIMENSIONS



## FULL TECHNICAL SPECIFICATION

MATERIAL	STEEL AND GLASS	DIMMING TYPE	PHASE
FINISH	SATIN BLACK WITH BRUSHED BRASS (BL/BRB). MATT OPAL GLASS. METAL SHADE INTERIOR IS WHITE.	INSULATION RATING	CLASS I
LAMPHOLDER TYPE	E14	IP RATING	IP20
RECOMMENDED LAMP	1 X E14 4.5W LED 2700K	PROJECTION	340MM
MAX WATTAGE (RETROFIT)	30W	BACKPLATE DIMENSIONS	140 X 50MM
CE	YES	NET PRODUCT WEIGHT	1.5KG
UKCA	YES	OVERALL HEIGHT AS SHOWN	360MM
UL	YES	OVERALL WIDTH AS SHOWN	300MM
DIMMABLE AS STANDARD?	YES		

### FOR MORE INFORMATION ABOUT THIS PRODUCT:

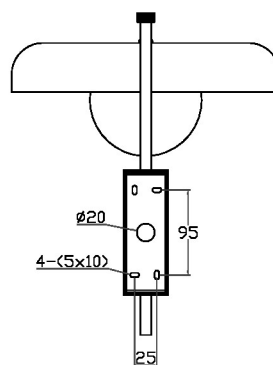
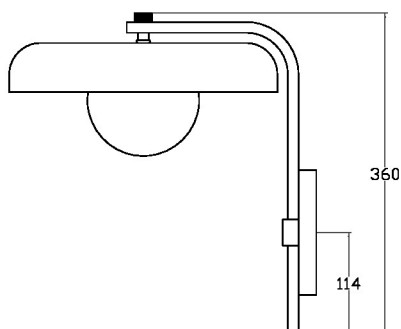
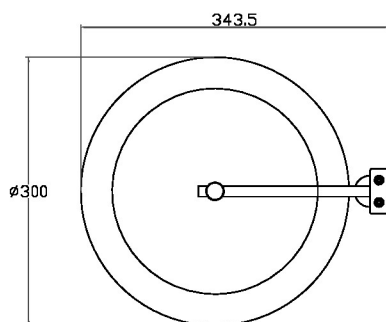
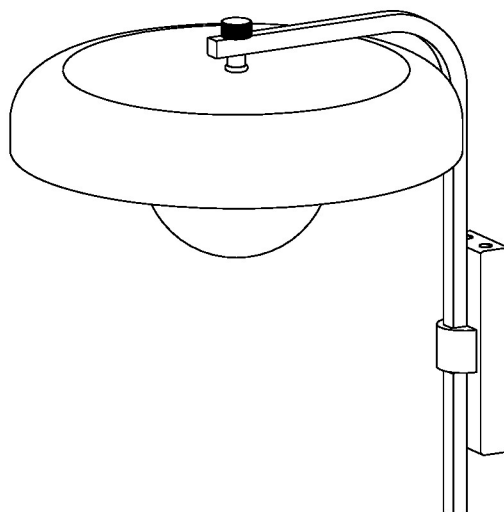
Email: [sales@chelsom.co.uk](mailto:sales@chelsom.co.uk) | Call: +44 (0)1253 831400

Chelsom Limited, Heritage House, Clifton Road, Blackpool, Lancashire FY4 4QA, United Kingdom

[wordpress-700079-2614039.cloudwaysapps.com](https://wordpress-700079-2614039.cloudwaysapps.com)

# — CHELSOM —

EST. 1947



# — CHELSOM —

EST. 1947

FOLLOW THE NUMBERED ASSEMBLY SEQUENCE

