



FEATURES

THE CLASSIC WALL LANTERN DESIGN IS GREATLY ENHANCED BY THE ADDITION OF AN INTERNAL MATT OPAL ACRYLIC CHIMNEY TO GIVE SOFTLY DIFFUSED LIGHT THROUGH THE SPARKLING CLEAR GLASS PANELS. THE CHIMNEY IS CAPPED WITH A COLOUR-MATCHED METAL DETAIL AND WALL FIXING SCREWS HAVE FINELY KNURLED COLLARS.

MATERIAL

STEEL, GLASS AND ACRYLIC

FINISH

BRUSHED BRASS (BRB)

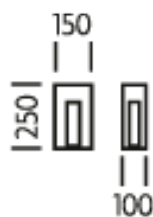
RECOMMENDED LAMP

1 X E27 4.5W LED 2700K

CERTIFICATIONS

CE UK CA UL IP20

DIMENSIONS



FULL TECHNICAL SPECIFICATION

MATERIAL	STEEL, GLASS AND ACRYLIC	DIMMING TYPE	PHASE
FINISH	BRUSHED BRASS (BRB)	INSULATION RATING	CLASS I
LAMPHOLDER TYPE	E27	IP RATING	IP20
RECOMMENDED LAMP	1 X E27 4.5W LED 2700K	PROJECTION	100MM
MAX WATTAGE (RETROFIT)	30W	BACKPLATE DIMENSIONS	250 X 150MM
CE	YES	NET PRODUCT WEIGHT	3KG
UKCA	YES	OVERALL HEIGHT AS SHOWN	250MM
UL	YES	OVERALL WIDTH AS SHOWN	150MM
DIMMABLE AS STANDARD?	YES		

FOR MORE INFORMATION ABOUT THIS PRODUCT:

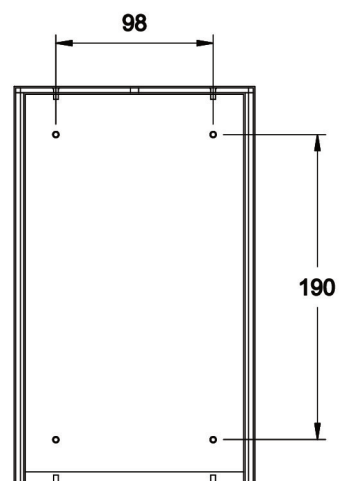
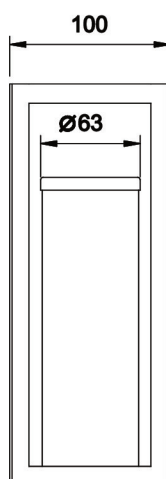
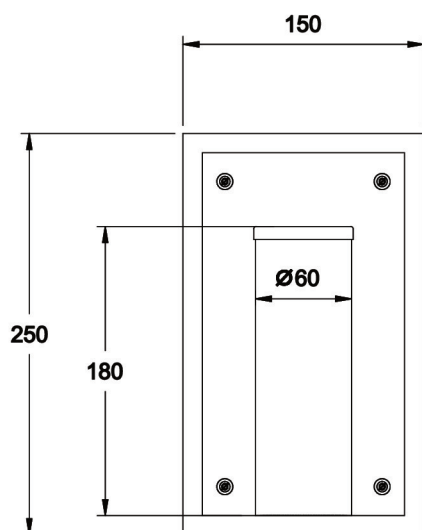
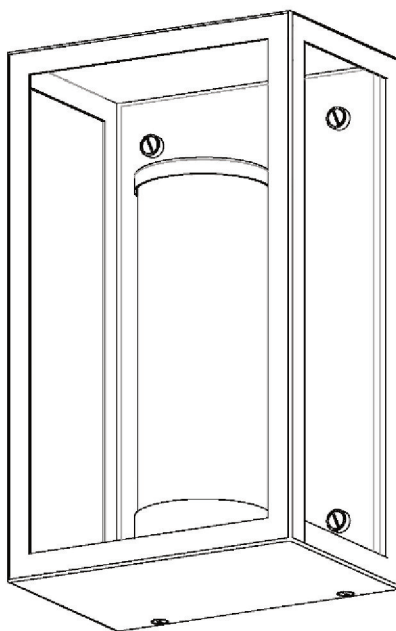
Email: sales@chelsom.co.uk | Call: +44 (0)1253 831400

Chelsom Limited, Heritage House, Clifton Road, Blackpool, Lancashire FY4 4QA, United Kingdom

wordpress-700079-2614039.cloudwaysapps.com

— CHELSOM —

EST. 1947



— CHELSOM —

EST. 1947

FOLLOW THE NUMBERED ASSEMBLY SEQUENCE

