



#### FEATURES

ROBUST DETAILED HINGE ALLOWS ARM TO SWIVEL. HAS COLOUR MATCHED METAL PUSH SWITCH. FULL RANGE OF OPTIONAL SHADES AVAILABLE.

#### MATERIAL

STEEL

#### FINISH

POLISHED CHROME (C)

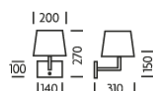
#### RECOMMENDED LAMP

1 X E27 7W LED 2700K

#### CERTIFICATIONS

CE UKCA UL ± IP20

#### DIMENSIONS



## FULL TECHNICAL SPECIFICATION

MATERIAL	STEEL	INSULATION RATING	CLASS I
FINISH	POLISHED CHROME (C)	IP RATING	IP20
LAMPHOLDER TYPE	E27	PROJECTION	310MM
RECOMMENDED LAMP	1 X E27 7W LED 2700K	BACKPLATE DIMENSIONS	100 X 140MM
MAX WATTAGE (RETROFIT)	30W	NET PRODUCT WEIGHT	1.6KG
CE	YES	OVERALL HEIGHT WITH SHADE AS SHOWN	270MM
UKCA	YES	OVERALL HEIGHT WITHOUT SHADE	150MM
UL	YES	OVERALL WIDTH WITH SHADE AS SHOWN	200MM
SWITCH TYPE	PUSH	OVERALL WIDTH WITHOUT SHADE	140MM
DIMMABLE AS STANDARD?	BY REQUEST ONLY		

### FOR MORE INFORMATION ABOUT THIS PRODUCT:

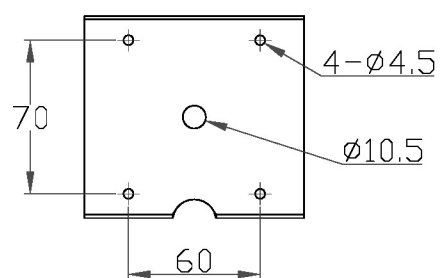
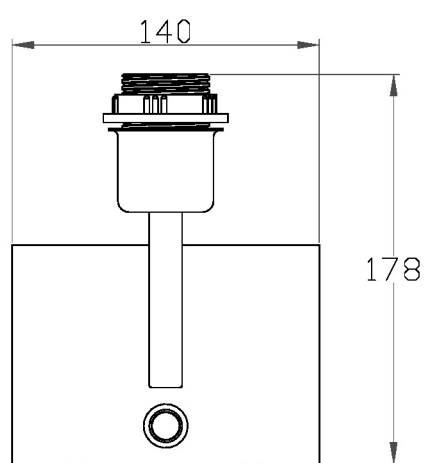
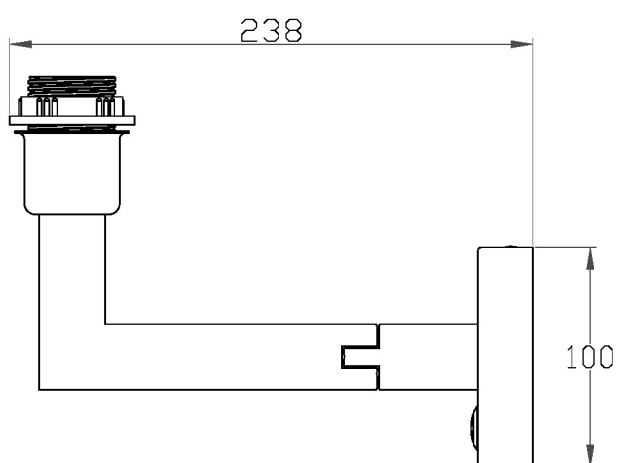
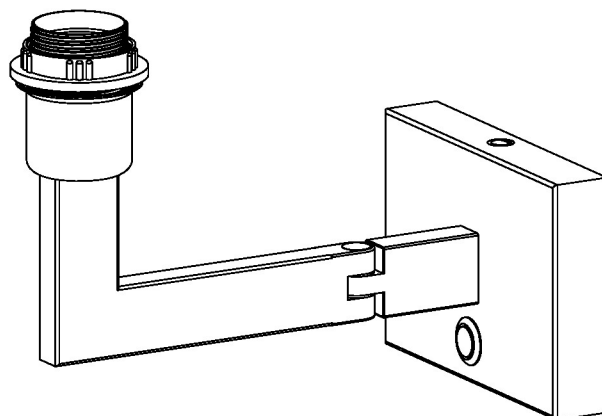
Email: [sales@chelsom.co.uk](mailto:sales@chelsom.co.uk) | Call: +44 (0)1253 831400

Chelsom Limited, Heritage House, Clifton Road, Blackpool, Lancashire FY4 4QA, United Kingdom

[wordpress-700079-2614039.cloudwaysapps.com](https://wordpress-700079-2614039.cloudwaysapps.com)

# — CHELSOM —

EST. 1947



# — CHELSOM —

EST. 1947

FOLLOW THE NUMBERED ASSEMBLY SEQUENCE

