



FEATURES

INTEGRAL LED LIGHT SOURCE AT THE TOP OF THE GLASS ICICLE THROWS LIGHT DOWNWARDS GIVING A WARM AMBIENT GLOW WHILST REFLECTING OFF THE TINY SILVER LEAF FLECKS WITHIN THE HANDMADE GLASS. GLASS ICICLES ARE HANDMADE AND MAY HAVE SLIGHT VARIATIONS. MULTIPLE PENDANTS CAN BE CONFIGURED AS A CASCADE.

MATERIAL

STEEL AND GLASS

FINISH

ENGLISH BRASS WITH SILVER-FLECKED CLEAR GLASS

CERTIFICATIONS

CE UK CA IP20

DIMENSIONS



FULL TECHNICAL SPECIFICATION

MATERIAL	STEEL AND GLASS	SUSPENSION TYPE	GOLD SILK-COVERED CABLE
FINISH	ENGLISH BRASS WITH SILVER-FLECKED CLEAR GLASS	DIMMABLE AS STANDARD?	BY REQUEST ONLY
LAMPHOLDER TYPE	INTEGRAL LED	INSULATION RATING	CLASS I
INTEGRAL LIGHT SOURCE	LED 3W 2700K	IP RATING	IP20
COLOUR TEMPERATURE	2700K	WIDTH	70
WATTAGE (W) - INTEGRAL LED	3W	MINIMUM DROP	715MM
CE	YES	MAXIMUM DROP	CUSTOM
UKCA	YES	CEILING PLATE DIMENSIONS	110MM DIAMETER
UL	FOR UL PLEASE ENQUIRE.	NET PRODUCT WEIGHT	1.8KG
DRIVER LOCATION	INTEGRAL	OVERALL WIDTH AS SHOWN	110MM

FOR MORE INFORMATION ABOUT THIS PRODUCT:

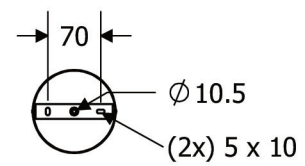
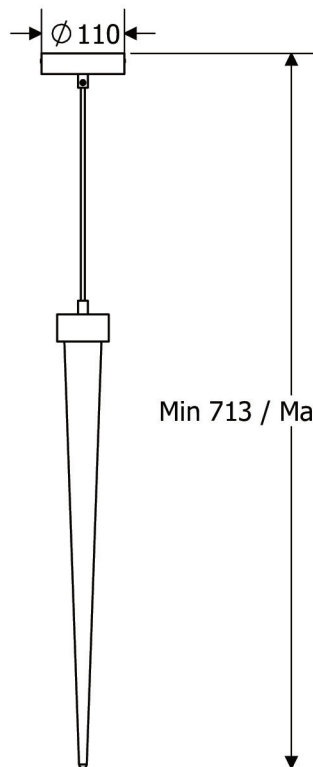
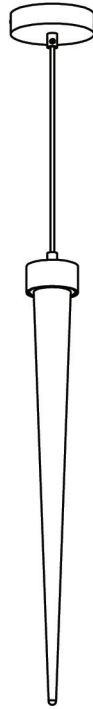
Email: sales@chelsom.co.uk | Call: +44 (0)1253 831400

Chelsom Limited, Heritage House, Clifton Road, Blackpool, Lancashire FY4 4QA, United Kingdom

wordpress-700079-2614039.cloudwaysapps.com

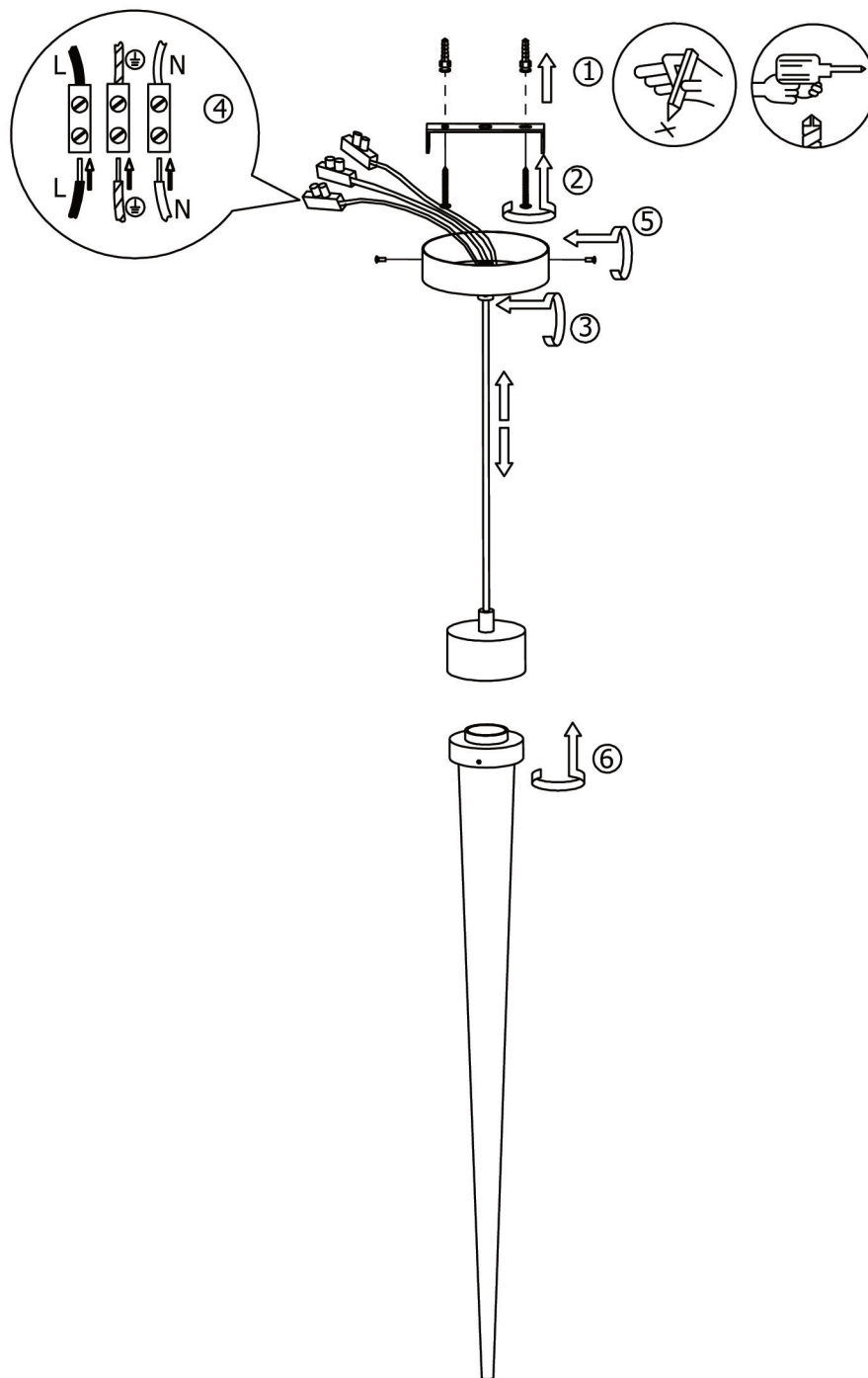
— CHELSOM —

EST. 1947



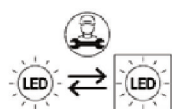
— CHELSOM —

EST. 1947

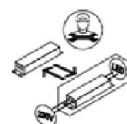


SLR Information

This product contains a light source
of Energy Efficiency Class E
Regulation 2021 No. 1095



LED light source
replaceable by
qualified person



Control gear
replaceable by
qualified person

www.chelsom.co.uk