



FEATURES

BRUSHED BRASS ACCENTS CONTRAST WITH SATIN BLACK METALWORK AND TAPERED SHADE IS SUSPENDED GIVING GOOD DOWNLIGHT. FABRIC SHADE IS BESPOKE WITH OTHER FABRICS AVAILABLE.

MATERIAL

STEEL

FINISH

SATIN BLACK WITH BRUSHED BRASS

RECOMMENDED LAMP

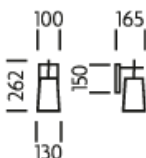
1 X E27 7W LED 2700K

CERTIFICATIONS

CE UKCA UL \equiv IP20

studio_c

DIMENSIONS



FULL TECHNICAL SPECIFICATION

MATERIAL	STEEL	INSULATION RATING	CLASS I
FINISH	SATIN BLACK WITH BRUSHED BRASS	IP RATING	IP20
LAMPHOLDER TYPE	E27	WIDTH WITH SHADE	100
RECOMMENDED LAMP	1 X E27 7W LED 2700K	HEIGHT WITH SHADE	262
MAX WATTAGE (RETROFIT)	30W	PROJECTION	165MM
CE	YES	BACKPLATE DIMENSIONS	150 X 100MM
UKCA	YES	NET PRODUCT WEIGHT	0.85KG
UL	YES	OVERALL HEIGHT AS SHOWN	262MM
DIMMABLE AS STANDARD?	YES	OVERALL WIDTH AS SHOWN	130MM
DIMMING TYPE	PHASE		

FOR MORE INFORMATION ABOUT THIS PRODUCT:

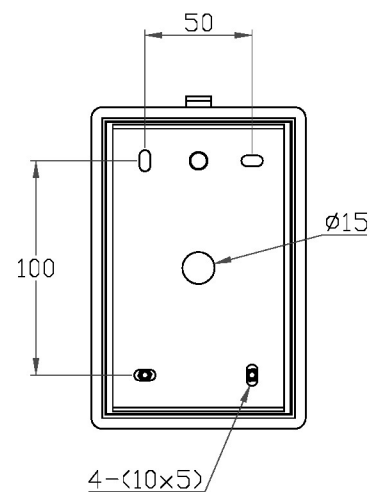
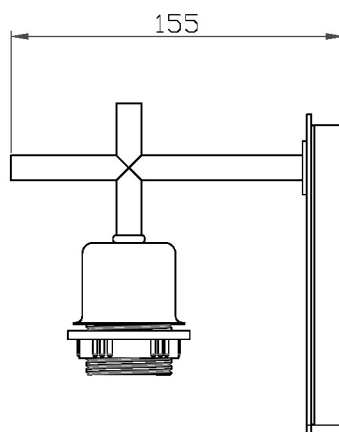
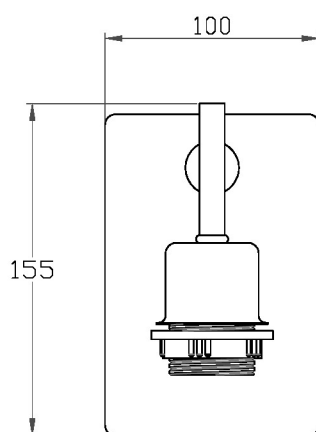
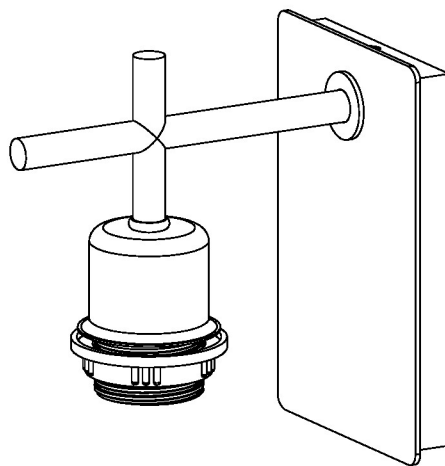
Email: sales@chelsom.co.uk | Call: +44 (0)1253 831400

Chelsom Limited, Heritage House, Clifton Road, Blackpool, Lancashire FY4 4QA, United Kingdom

wordpress-700079-2614039.cloudwaysapps.com

— CHELSOM —

EST. 1947



DW/6/W1

www.chelsom.co.uk

Revision A

— CHELSOM —

EST. 1947

FOLLOW THE NUMBERED ASSEMBLY SEQUENCE

