



FEATURES

SLIM BRUSHED BRASS DISC CONCEALS DIMMABLE WARM LED LIGHT WHICH PROJECTS INTO THE THICK SCULPTURED GLASS DRAMATICALLY ILLUMINATING THE MOULDED PATTERN AND THE OUTER PERIMETER. THE SUSPENSION HANGS ON A CLEAR CABLE.

MATERIAL

STEEL AND GLASS

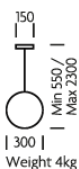
FINISH

BRUSHED BRASS WITH CLEAR SCULPTURE GLASS

CERTIFICATIONS

CE UK CA IP20

DIMENSIONS



FULL TECHNICAL SPECIFICATION

MATERIAL	STEEL AND GLASS	SUSPENSION TYPE	CLEAR PLASTIC CABLE
FINISH	BRUSHED BRASS WITH CLEAR SCULPTURE GLASS	DIMMABLE AS STANDARD?	YES
LAMPHOLDER TYPE	INTEGRAL LED	DIMMING TYPE	1-10V
INTEGRAL LIGHT SOURCE	LED 6W 2700K	INSULATION RATING	CLASS I
COLOUR TEMPERATURE	2700K	IP RATING	IP20
WATTAGE (W) - INTEGRAL LED	6W	MINIMUM DROP	550MM
CE	YES	MAXIMUM DROP	2300MM
UKCA	YES	CEILING PLATE DIMENSIONS	150MM DIAMETER
UL	FOR UL PLEASE ENQUIRE.	NET PRODUCT WEIGHT	4KG
DRIVER LOCATION	INTEGRAL	OVERALL WIDTH AS SHOWN	300MM

FOR MORE INFORMATION ABOUT THIS PRODUCT:

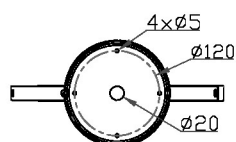
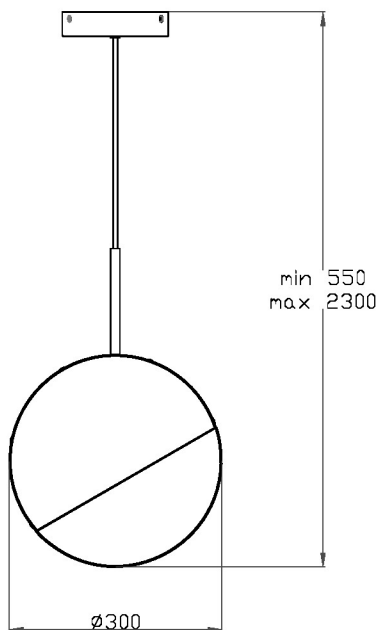
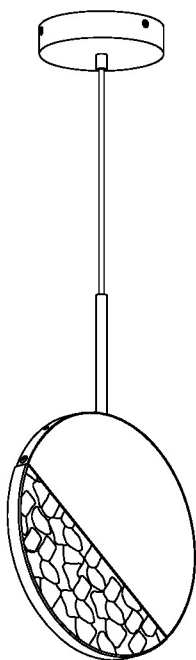
Email: sales@chelsom.co.uk | Call: +44 (0)1253 831400

Chelsom Limited, Heritage House, Clifton Road, Blackpool, Lancashire FY4 4QA, United Kingdom

wordpress-700079-2614039.cloudwaysapps.com

— CHELSOM —

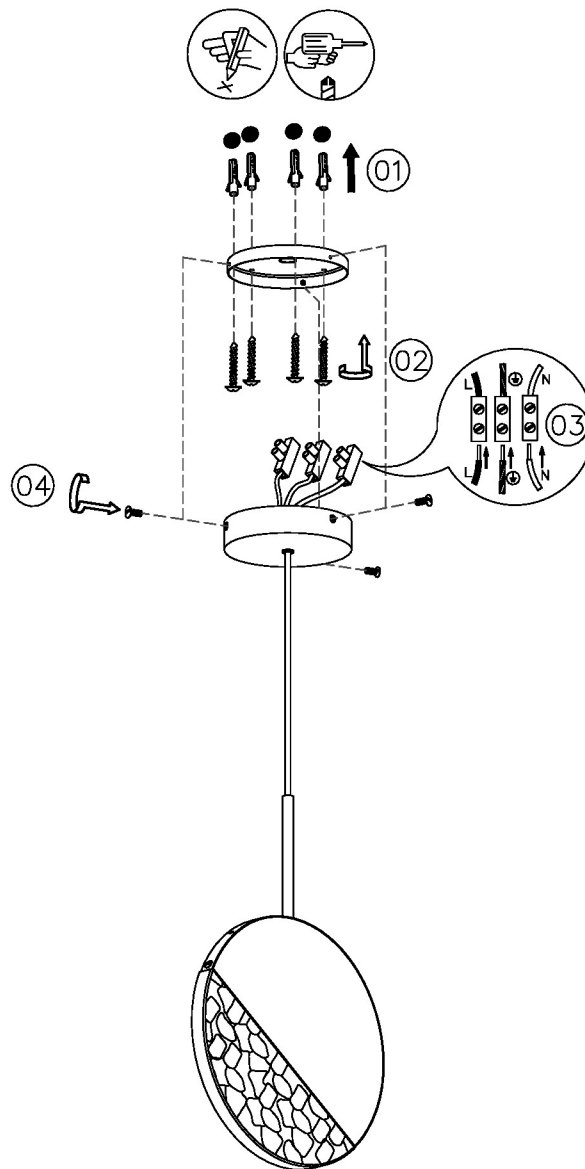
EST. 1947



— CHELSOM —

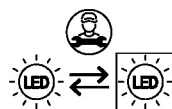
EST. 1947

FOLLOW THE NUMBERED ASSEMBLY SEQUENCE

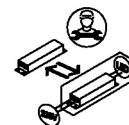


SLR Information

This product contains a light source
of Energy Efficiency Class E
Regulation 2021 No. 1095



LED light source
replaceable by
qualified person



Control gear
replaceable by
qualified person

www.chelsom.co.uk