



FEATURES

ASYMMETRIC DIRECTIONAL METAL SHADE ENCLOSES WARM WHITE LED LIGHT SOURCE. ARM ROTATES LEFT/RIGHT. BACKPLATE HOUSES A RETRO TOGGLE SWITCH.

MATERIAL

STEEL

FINISH

SATIN BLACK WITH GOLDEN BRONZE (BL/GB)

CERTIFICATIONS

CE UK CA IP20

DIMENSIONS



FULL TECHNICAL SPECIFICATION

MATERIAL	STEEL	DRIVER LOCATION	INTEGRAL
FINISH	SATIN BLACK WITH GOLDEN BRONZE (BL/GB)	DIMMABLE AS STANDARD?	BY REQUEST ONLY
LAMPHOLDER TYPE	INTEGRAL LED	INSULATION RATING	CLASS I
INTEGRAL LIGHT SOURCE	LED 6W 2700K	IP RATING	IP20
COLOUR TEMPERATURE	2700K	PROJECTION	350MM
WATTAGE (W) - INTEGRAL LED	6W	BACKPLATE DIMENSIONS	100MM DIAMETER
CE	YES	NET PRODUCT WEIGHT	1.1KG
UKCA	YES	OVERALL HEIGHT AS SHOWN	280MM
UL	FOR UL PLEASE ENQUIRE.	OVERALL WIDTH AS SHOWN	130MM

FOR MORE INFORMATION ABOUT THIS PRODUCT:

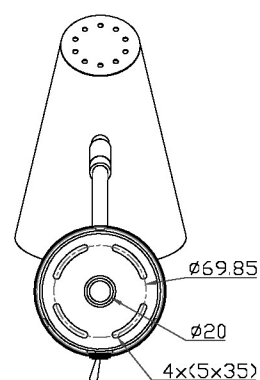
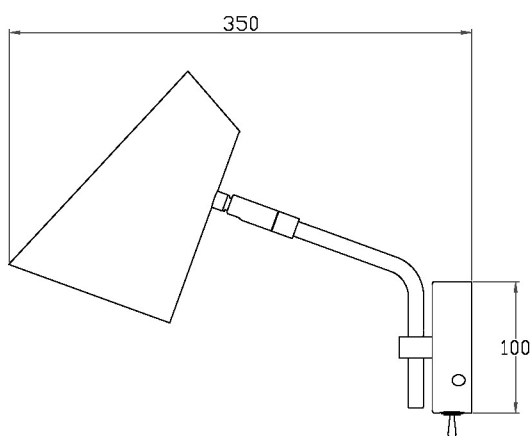
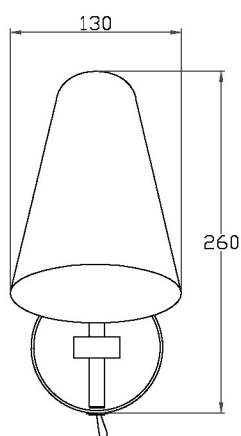
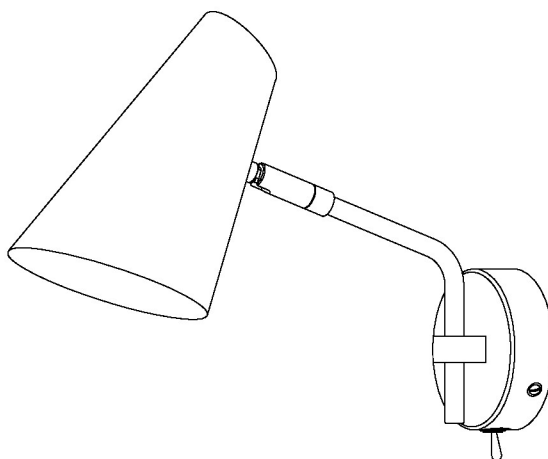
Email: sales@chelsom.co.uk | Call: +44 (0)1253 831400

Chelsom Limited, Heritage House, Clifton Road, Blackpool, Lancashire FY4 4QA, United Kingdom

wordpress-700079-2614039.cloudwaysapps.com

— CHELSOM —

EST. 1947



SY/45/W1

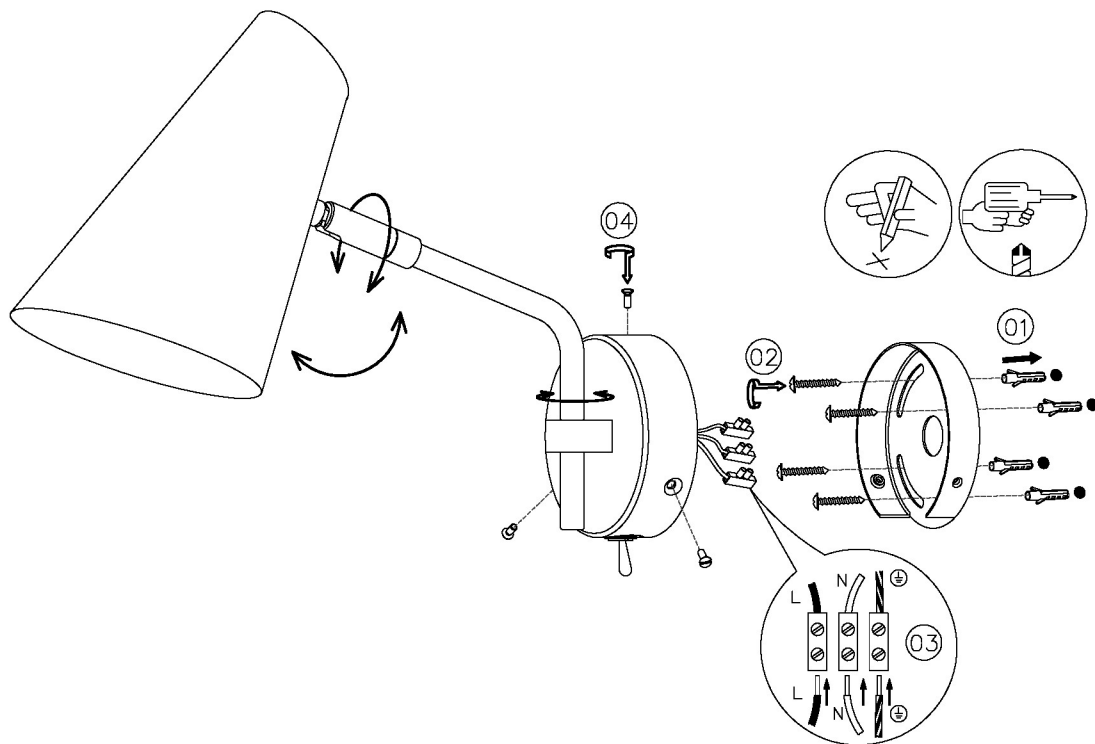
Revision A

www.chelsom.co.uk

— CHELSOM —

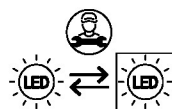
EST. 1947

FOLLOW THE NUMBERED ASSEMBLY SEQUENCE

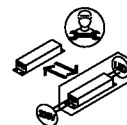


SLR Information

This product contains a light source
of Energy Efficiency Class E
Regulation 2021 No. 1095



LED light source
replaceable by
qualified person



Control gear
replaceable by
qualified person

www.chelsom.co.uk