



FEATURES

CANTILEVERED ARM SUPPORTS BRASS-CAPPED CLEAR GLASS BELL SHADE WITH AN OPAL INTERIOR GLOBE GIVING A WARM GLOW. PRICED WITH AND COMES COMPLETE WITH LAMP AS SHOWN. SUPPLIED FLAT-PACKED TO REDUCE PACKAGING VOLUME AND CARBON FOOTPRINT.

MATERIAL

STEEL AND GLASS

FINISH

SATIN BLACK WITH BRUSHED BRASS ACCENTS

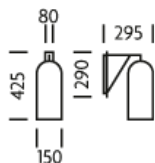
RECOMMENDED LAMP

1 X E27 6W LED 2700K

CERTIFICATIONS

CE UK CA UL IP20

DIMENSIONS



FULL TECHNICAL SPECIFICATION

MATERIAL	STEEL AND GLASS	DIMMABLE AS STANDARD?	YES
FINISH	SATIN BLACK WITH BRUSHED BRASS ACCENTS	DIMMING TYPE	PHASE
LAMPHOLDER TYPE	E27	INSULATION RATING	CLASS I
RECOMMENDED LAMP	1 X E27 6W LED 2700K	IP RATING	IP20
LAMP INCLUDED	YES	PROJECTION	295MM
MAX WATTAGE (RETROFIT)	30W	BACKPLATE DIMENSIONS	290 X 80MM
CE	YES	NET PRODUCT WEIGHT	2.05KG
UKCA	YES	OVERALL HEIGHT AS SHOWN	425MM
UL	YES	OVERALL WIDTH AS SHOWN	150MM

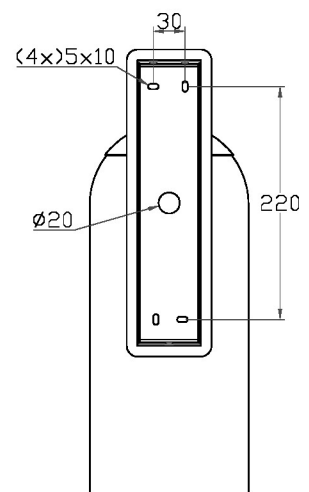
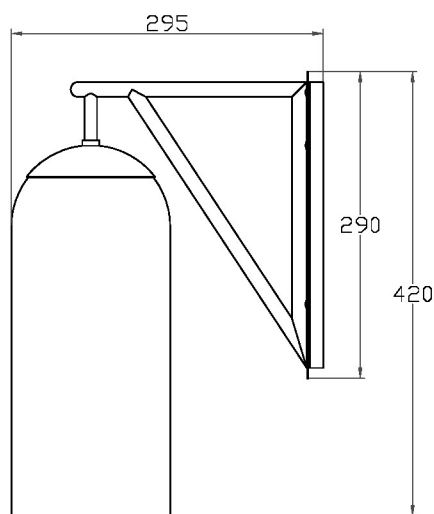
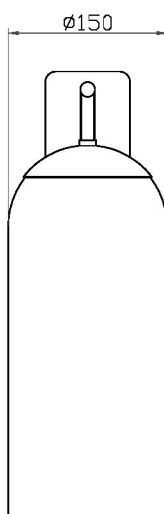
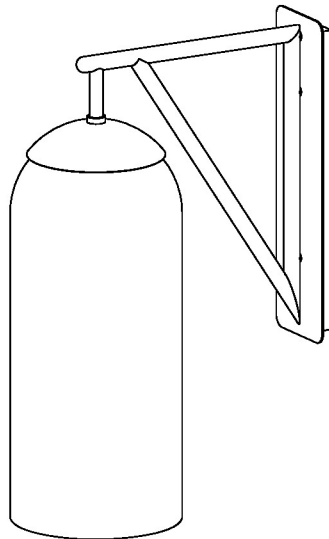
FOR MORE INFORMATION ABOUT THIS PRODUCT:

Email: sales@chelsom.co.uk | Call: +44 (0)1253 831400

Chelsom Limited, Heritage House, Clifton Road, Blackpool, Lancashire FY4 4QA, United Kingdom

wordpress-700079-2614039.cloudwaysapps.com

EST. 1947



CZ/30/W1
Revision A

— CHELSOM —

EST. 1947

FOLLOW THE NUMBERED ASSEMBLY SEQUENCE

