



FEATURES

SHALLOW DOMED METAL SHADE COVERS MATT OPAL BLOWN GLASS GLOBE WHICH IS THREADED FOR SECURE FIXING.
SUPPLIED FLAT-PACKED TO REDUCE PACKAGING VOLUME AND CARBON FOOTPRINT.

MATERIAL

STEEL AND GLASS

FINISH

BRUSHED BRASS (BRB). MATT OPAL GLASS. METAL SHADE INTERIOR IS WHITE.

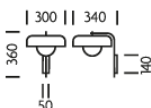
RECOMMENDED LAMP

1 X E14 4.5W LED 2700K

CERTIFICATIONS

CE UK CA UL IP20

DIMENSIONS



FULL TECHNICAL SPECIFICATION

MATERIAL	STEEL AND GLASS	DIMMING TYPE	PHASE
FINISH	BRUSHED BRASS (BRB). MATT OPAL GLASS. METAL SHADE INTERIOR IS WHITE.	INSULATION RATING	CLASS I
LAMPHOLDER TYPE	E14	IP RATING	IP20
RECOMMENDED LAMP	1 X E14 4.5W LED 2700K	PROJECTION	340MM
MAX WATTAGE (RETROFIT)	30W	BACKPLATE DIMENSIONS	140 X 50MM
CE	YES	NET PRODUCT WEIGHT	1.5KG
UKCA	YES	OVERALL HEIGHT AS SHOWN	360MM
UL	YES	OVERALL WIDTH AS SHOWN	300MM
DIMMABLE AS STANDARD?	YES		

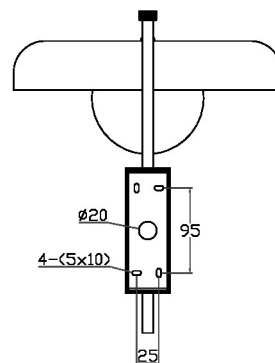
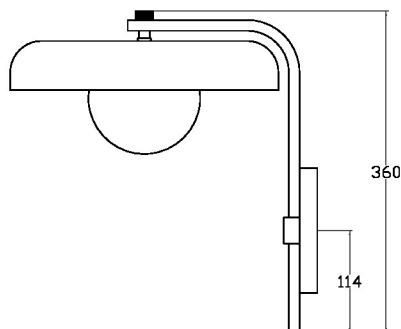
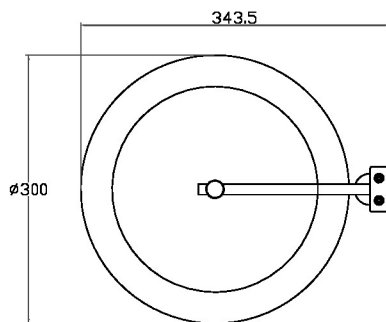
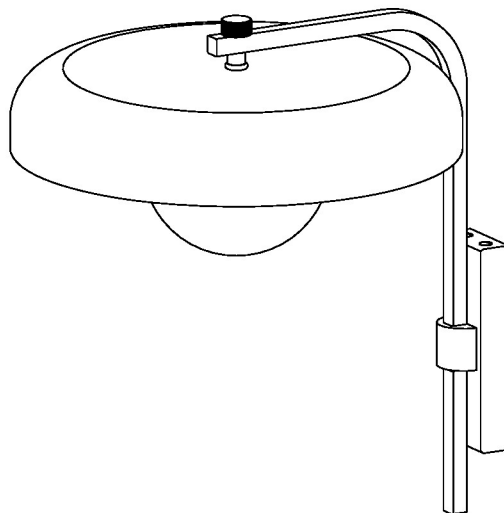
FOR MORE INFORMATION ABOUT THIS PRODUCT:

Email: sales@chelsom.co.uk | Call: +44 (0)1253 831400

Chelsom Limited, Heritage House, Clifton Road, Blackpool, Lancashire FY4 4QA, United Kingdom
www.chelsom.co.uk
wordpress-700079-2614039.cloudwaysapps.com

— CHELSOM —

EST. 1947



— CHELSOM —

EST. 1947

FOLLOW THE NUMBERED ASSEMBLY SEQUENCE

