



FEATURES

SQUARE TUBE ARM JOINS STEPPED SQUARE BACKPLATE. FULL RANGE OF OPTIONAL SHADES AVAILABLE.

MATERIAL

STEEL

FINISH

POLISHED CHROME (C)

RECOMMENDED LAMP

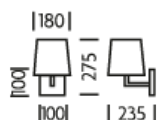
1 X E27 7W LED 2700K

CERTIFICATIONS

CE UKCA UL ± IP20

studioc

DIMENSIONS



FULL TECHNICAL SPECIFICATION

MATERIAL	STEEL	IP RATING	IP20
FINISH	POLISHED CHROME (C)	WIDTH WITH SHADE	180
LAMPHOLDER TYPE	E27	HEIGHT WITH SHADE	270
RECOMMENDED LAMP	1 X E27 7W LED 2700K	PROJECTION	235MM
MAX WATTAGE (RETROFIT)	30W	BACKPLATE DIMENSIONS	100 X 100MM
CE	YES	NET PRODUCT WEIGHT	1KG
UKCA	YES	OVERALL HEIGHT WITH SHADE AS SHOWN	277MM
UL	YES	OVERALL HEIGHT WITHOUT SHADE	100MM
DIMMABLE AS STANDARD?	YES	OVERALL WIDTH WITH SHADE AS SHOWN	180MM
DIMMING TYPE	PHASE	OVERALL WIDTH WITHOUT SHADE	100MM
INSULATION RATING	CLASS I		

FOR MORE INFORMATION ABOUT THIS PRODUCT:

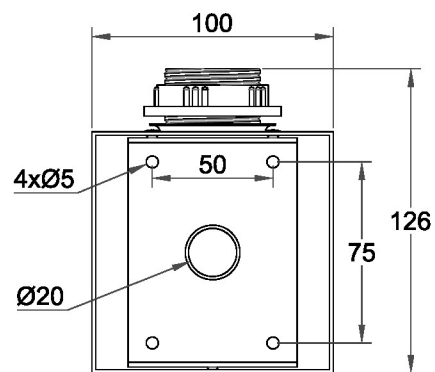
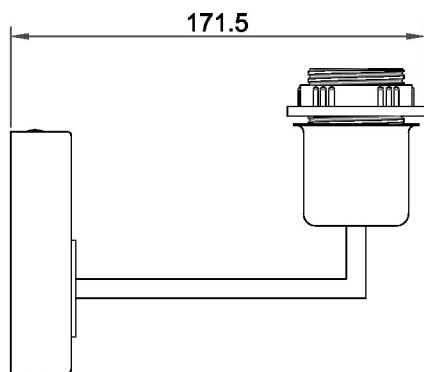
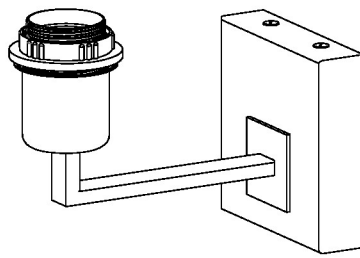
Email: sales@chelsom.co.uk | Call: +44 (0)1253 831400

Chelsom Limited, Heritage House, Clifton Road, Blackpool, Lancashire FY4 4QA, United Kingdom

wordpress-700079-2614039.cloudwaysapps.com

— CHELSOM —

EST. 1947



— CHELSOM —

EST. 1947

FOLLOW THE NUMBERED ASSEMBLY SEQUENCE

